

Thank you for downloading!

Thank you so much for downloading this printable! I hope you find it helpful!

This printable is for personal or classroom use only. That means you cannot copy, reproduce, or change any content from the download, except for your own personal, non-commercial use. You may **not** redistribute the contents of my downloads in whole or in part, for any reason. Please do not link directly to the PDF online or share this on Dropbox or another shared website.

Printing Tips: I always recommend using the most-current version of [Adobe Reader](#) with my printables to avoid any printing issues. To put the word family flip books together, follow these steps:

1. Print on 8.5x11 paper. If you are printing on a different size, you can select "shrink to printable area" to fit it on the page.
2. Cut the pieces out. You can do this or have the students do this, depending on their scissor skills.
3. Have the students color the pictures and practice reading the words.
4. Each page has a number on it. Start with number 1 and layer each paper on top of each other. Then put the family name on top.
5. Place two staples at the top to complete the flip book.

The wonderful clip art used in this printable is from Whimsy Clips.




If you have any questions, please email me at angela@teachingmama.org

-Angela

ub family


teachingmama.org

3



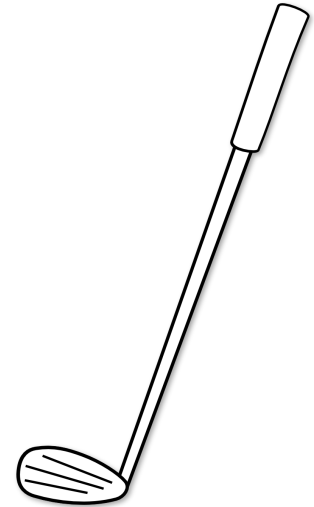
cub

2



sub

1




club

4



rub


5



tub


ud
family
teachingmama.org

2



mud

1



bud

ug

family


teachingmama.org

3




mug

2




jug

1




hug

4



rug

5




bug

um

family

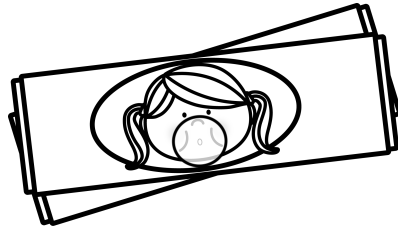
teachingmama.org

3



plum

2



gum

1




hum

4



yum

5




drum

un family


teachingmama.org

3




sun

2




nun

1



run

4



bun


5



fun


up
family
teachingmama.org

2



pup

1

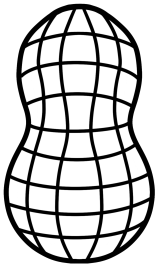


cup

ut
family

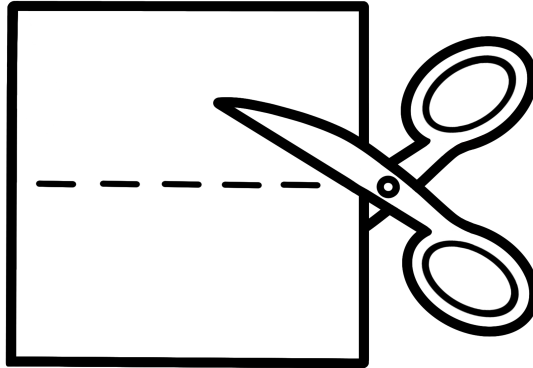
teachingmama.org

3




nut

2



cut

1




hut

uck

family

teachingmama.org

3




stuck

2




puck

1




duck

4



tuck

5




truck

ump

family

teachingmama.org

3




pump

2




grump

1



jump

4



bump

5



stump

ung

family

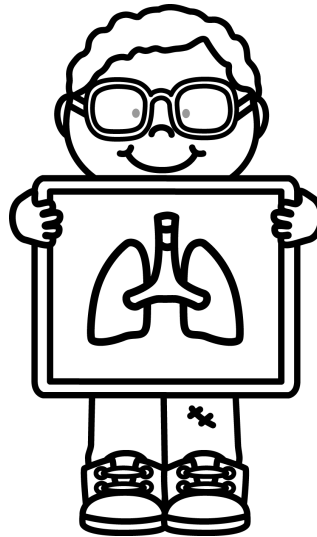
teachingmama.org

3




rung

2



lung

1




hung

4



sung

5




stung

unk

family

teachingmama.org

3



junk

2




dunk

1




bunk

4



trunk

5



skunk

ush

family

teachingmama.org

3



brush

2



flush

1



rush

4



crush

5



hush