

FIRST GRADE

at home



Math Packet

Terms and Conditions:

1. This printable packet is for personal or classroom use. By using it, you agree to not copy, reproduce, or change any content from the download, except for your own personal, non-commercial use.
2. If you are a teacher, you may distribute the packet to the students in your classroom.
3. If you found this pdf on a site other than teachingmama.org, it is being used in violation of my copyright. Please email me at angela@teachingmama.org if you see this.

Clip Art & Font Credit: [Carrie Lutz, A Primary Kind of Life, KG Fonts, Whimsy Clips, Little Red, Educlips, Graphics from the Pond, Creation Station, Lovely Jubbies Teach](#)



Thank you for agreeing to my terms and conditions!
Angela - Teaching Mama

How to Use this Packet

My goal is to make learning at home as EASY as possible. During this time of school closures, I urge you not to stress about your child falling behind academically. We are all in this together right now. The most important thing you can do with your child is to spend time with them making memories. Read books, play games, do simple science experiments, or find art projects to do together.

I created this packet to help give some structure to your day. This packet includes activities focused on first grade math skills. I did not include every math skill worked on in first grade, but I did include quite a few.

The Activities

Addition

There are a variety of addition worksheets. There are basic facts, finding the missing number, double digit addition, and double digit with regrouping.

Subtraction

Just like the addition part, there are activities for basic facts, finding the missing number, and double digit subtraction.

The Activities

Color by Number

Practice addition and subtraction facts through these two color by number sheets. You can use crayons, markers, or colored pencils.

Word Problems

Use addition or subtraction to solve these word problems.

Base Ten Numbers

Write the number the base ten blocks represent.

Comparing Numbers

Practice comparing two numbers using the greater than and less than sign.

Follow the Rule

Read the rule at the top of each table. Fill in the missing numbers.

Missing Parts

Practice decomposing numbers, or breaking numbers apart to show the whole and two parts. They will figure out the missing number and write it in the empty spots. You may need to use math manipulatives to help with this.

Missing Numbers

Write in the missing numbers. This chart is to practice reciting numbers 1-120.

Build the Shape

Use toothpicks, marshmallows, and pipecleaners to form the shapes.

Halves

Divide the shapes in halves. Talk about the names of each shape.

2D and 3D shapes

Color the 2D shapes purple and the 3D shapes green.

The Activities

I Spy Shapes and Graphing Sheet

Look at the I Spy 3D Shapes sheet to fill in the graph. Use the graph to answer the data questions.

Time Puzzles

Cut apart the time puzzles. Mix them up and find the matches. These only practice identifying time for the hour and half hour.

Match the Time

Draw lines from the time to the matching clock.

Tell the Time

Write the time for each clock.

Measurement

Use the rulers to find the length of each object.

Comparing Lengths

Look at the three pictures. Order them from least to greatest using 1, 2, and 3.

Order by Size

Cut out the snakes. Order them from least to greatest and glue them in the table.

Games

Follow the directions on page 57 for the 3 games.

Addition Practice

Solve these addition problems using the number line.



$9 + 3 =$

$10 + 10 =$

$10 + 8 =$

$9 + 5 =$

$8 + 8 =$

$12 + 7 =$

$4 + 6 =$

$5 + 8 =$

$7 + 4 =$

$3 + 5 =$

$12 + 6 =$

$11 + 5 =$

Addition Practice

$9 + 3 =$

$10 + 10 =$

$10 + 8 =$

$9 + 5 =$

$9 + 3 =$

$10 + 10 =$

$10 + 8 =$

$9 + 5 =$

$8 + 8 =$

$12 + 7 =$

$4 + 6 =$

$5 + 8 =$

$7 + 4 =$

$3 + 5 =$

$12 + 6 =$

$11 + 5 =$

Roll the Facts

Roll the dice and write the addition fact.

$2 + \underline{\quad} = \underline{\quad}$

$2 + \underline{\quad} = \underline{\quad}$

$2 + \underline{\quad} = \underline{\quad}$

$2 + \underline{\quad} = \underline{\quad}$

$2 + \underline{\quad} = \underline{\quad}$

$2 + \underline{\quad} = \underline{\quad}$

$2 + \underline{\quad} = \underline{\quad}$

$2 + \underline{\quad} = \underline{\quad}$

$2 + \underline{\quad} = \underline{\quad}$

$2 + \underline{\quad} = \underline{\quad}$

$2 + \underline{\quad} = \underline{\quad}$

$2 + \underline{\quad} = \underline{\quad}$

$2 + \underline{\quad} = \underline{\quad}$

$2 + \underline{\quad} = \underline{\quad}$

Roll the Facts

Roll the dice and write the addition fact.

$3 + \underline{\quad} = \underline{\quad}$

$3 + \underline{\quad} = \underline{\quad}$

$3 + \underline{\quad} = \underline{\quad}$

$3 + \underline{\quad} = \underline{\quad}$

$3 + \underline{\quad} = \underline{\quad}$

$3 + \underline{\quad} = \underline{\quad}$

$3 + \underline{\quad} = \underline{\quad}$

$3 + \underline{\quad} = \underline{\quad}$

$3 + \underline{\quad} = \underline{\quad}$

$3 + \underline{\quad} = \underline{\quad}$

$3 + \underline{\quad} = \underline{\quad}$

$3 + \underline{\quad} = \underline{\quad}$

$3 + \underline{\quad} = \underline{\quad}$

$3 + \underline{\quad} = \underline{\quad}$

Roll the Facts

Roll the dice and write the addition fact.

$4 + \underline{\quad} = \underline{\quad}$

$4 + \underline{\quad} = \underline{\quad}$

$4 + \underline{\quad} = \underline{\quad}$

$4 + \underline{\quad} = \underline{\quad}$

$4 + \underline{\quad} = \underline{\quad}$

$4 + \underline{\quad} = \underline{\quad}$

$4 + \underline{\quad} = \underline{\quad}$

$4 + \underline{\quad} = \underline{\quad}$

$4 + \underline{\quad} = \underline{\quad}$

$4 + \underline{\quad} = \underline{\quad}$

$4 + \underline{\quad} = \underline{\quad}$

$4 + \underline{\quad} = \underline{\quad}$

$4 + \underline{\quad} = \underline{\quad}$

$4 + \underline{\quad} = \underline{\quad}$

Roll the Facts

Roll the dice and write the addition fact.

$5 + \underline{\quad} = \underline{\quad}$

$5 + \underline{\quad} = \underline{\quad}$

$5 + \underline{\quad} = \underline{\quad}$

$5 + \underline{\quad} = \underline{\quad}$

$5 + \underline{\quad} = \underline{\quad}$

$5 + \underline{\quad} = \underline{\quad}$

$5 + \underline{\quad} = \underline{\quad}$

$5 + \underline{\quad} = \underline{\quad}$

$5 + \underline{\quad} = \underline{\quad}$

$5 + \underline{\quad} = \underline{\quad}$

$5 + \underline{\quad} = \underline{\quad}$

$5 + \underline{\quad} = \underline{\quad}$

$5 + \underline{\quad} = \underline{\quad}$

$5 + \underline{\quad} = \underline{\quad}$

Roll the Facts

Roll the dice and write the addition fact.

$6 + \underline{\quad} = \underline{\quad}$

$6 + \underline{\quad} = \underline{\quad}$

$6 + \underline{\quad} = \underline{\quad}$

$6 + \underline{\quad} = \underline{\quad}$

$6 + \underline{\quad} = \underline{\quad}$

$6 + \underline{\quad} = \underline{\quad}$

$6 + \underline{\quad} = \underline{\quad}$

$6 + \underline{\quad} = \underline{\quad}$

$6 + \underline{\quad} = \underline{\quad}$

$6 + \underline{\quad} = \underline{\quad}$

$6 + \underline{\quad} = \underline{\quad}$

$6 + \underline{\quad} = \underline{\quad}$

$6 + \underline{\quad} = \underline{\quad}$

$6 + \underline{\quad} = \underline{\quad}$

Roll the Facts

Roll the dice and write the addition fact.

$7 + \underline{\quad} = \underline{\quad}$

$7 + \underline{\quad} = \underline{\quad}$

$7 + \underline{\quad} = \underline{\quad}$

$7 + \underline{\quad} = \underline{\quad}$

$7 + \underline{\quad} = \underline{\quad}$

$7 + \underline{\quad} = \underline{\quad}$

$7 + \underline{\quad} = \underline{\quad}$

$7 + \underline{\quad} = \underline{\quad}$

$7 + \underline{\quad} = \underline{\quad}$

$7 + \underline{\quad} = \underline{\quad}$

$7 + \underline{\quad} = \underline{\quad}$

$7 + \underline{\quad} = \underline{\quad}$

$7 + \underline{\quad} = \underline{\quad}$

$7 + \underline{\quad} = \underline{\quad}$

Roll the Facts

Roll the dice and write the addition fact.

$8 + \underline{\quad} = \underline{\quad}$

$8 + \underline{\quad} = \underline{\quad}$

$8 + \underline{\quad} = \underline{\quad}$

$8 + \underline{\quad} = \underline{\quad}$

$8 + \underline{\quad} = \underline{\quad}$

$8 + \underline{\quad} = \underline{\quad}$

$8 + \underline{\quad} = \underline{\quad}$

$8 + \underline{\quad} = \underline{\quad}$

$8 + \underline{\quad} = \underline{\quad}$

$8 + \underline{\quad} = \underline{\quad}$

$8 + \underline{\quad} = \underline{\quad}$

$8 + \underline{\quad} = \underline{\quad}$

$8 + \underline{\quad} = \underline{\quad}$

$8 + \underline{\quad} = \underline{\quad}$

Roll the Facts

Roll the dice and write the addition fact.

$q + \underline{\quad} = \underline{\quad}$

$q + \underline{\quad} = \underline{\quad}$

$q + \underline{\quad} = \underline{\quad}$

$q + \underline{\quad} = \underline{\quad}$

$q + \underline{\quad} = \underline{\quad}$

$q + \underline{\quad} = \underline{\quad}$

$q + \underline{\quad} = \underline{\quad}$

$q + \underline{\quad} = \underline{\quad}$

$q + \underline{\quad} = \underline{\quad}$

$q + \underline{\quad} = \underline{\quad}$

$q + \underline{\quad} = \underline{\quad}$

$q + \underline{\quad} = \underline{\quad}$

$q + \underline{\quad} = \underline{\quad}$

$q + \underline{\quad} = \underline{\quad}$

Missing Number

Fill in the missing number.

$2 + \square = 10$

$10 + \square = 17$

$6 + \square = 12$

$\square + 4 = 16$

$\square + 7 = 10$

$\square + 9 = 14$

$4 + 3 = \square$

$9 + 3 = \square$

$6 + \square = 13$

$7 + \square = 15$

$12 + 8 = \square$

$11 + 6 = \square$

$\square + 4 = 11$

$\square + 7 = 20$

Double Digit Addition

$$\begin{array}{|c|c|} \hline 2 & 0 \\ \hline + 2 & 0 \\ \hline \hline \hline \end{array}$$

$$\begin{array}{|c|c|} \hline 4 & 0 \\ \hline + 1 & 0 \\ \hline \hline \hline \end{array}$$

$$\begin{array}{|c|c|} \hline 6 & 0 \\ \hline + 3 & 0 \\ \hline \hline \hline \end{array}$$

$$\begin{array}{|c|c|} \hline 5 & 0 \\ \hline + 2 & 0 \\ \hline \hline \hline \end{array}$$

$$\begin{array}{|c|c|} \hline 6 & 0 \\ \hline + 2 & 0 \\ \hline \hline \hline \end{array}$$

$$\begin{array}{|c|c|} \hline 4 & 0 \\ \hline + 1 & 0 \\ \hline \hline \hline \end{array}$$

$$\begin{array}{|c|c|} \hline 8 & 0 \\ \hline + 1 & 0 \\ \hline \hline \hline \end{array}$$

$$\begin{array}{|c|c|} \hline 2 & 0 \\ \hline + 3 & 0 \\ \hline \hline \hline \end{array}$$

$$\begin{array}{|c|c|} \hline 7 & 0 \\ \hline + 1 & 0 \\ \hline \hline \hline \end{array}$$

Double Digit Addition

$$\begin{array}{r} 13 \\ + 12 \\ \hline \end{array}$$

$$\begin{array}{r} 15 \\ + 11 \\ \hline \end{array}$$

$$\begin{array}{r} 21 \\ + \quad 8 \\ \hline \end{array}$$

$$\begin{array}{r} 23 \\ + 16 \\ \hline \end{array}$$

$$\begin{array}{r} 30 \\ + 15 \\ \hline \end{array}$$

$$\begin{array}{r} 24 \\ + 12 \\ \hline \end{array}$$

$$\begin{array}{r} 32 \\ + 17 \\ \hline \end{array}$$

$$\begin{array}{r} 40 \\ + 18 \\ \hline \end{array}$$

$$\begin{array}{r} 35 \\ + 22 \\ \hline \end{array}$$

Double Digit Addition

with regrouping – challenge problems

$$\begin{array}{r} 18 \\ + 13 \\ \hline \end{array}$$

$$\begin{array}{r} 19 \\ + 15 \\ \hline \end{array}$$

$$\begin{array}{r} 18 \\ + \quad 9 \\ \hline \end{array}$$

$$\begin{array}{r} 28 \\ + 16 \\ \hline \end{array}$$

$$\begin{array}{r} 33 \\ + 17 \\ \hline \end{array}$$

$$\begin{array}{r} 26 \\ + 25 \\ \hline \end{array}$$

$$\begin{array}{r} 22 \\ + 19 \\ \hline \end{array}$$

$$\begin{array}{r} 37 \\ + 24 \\ \hline \end{array}$$

$$\begin{array}{r} 16 \\ + 15 \\ \hline \end{array}$$

Subtraction Practice

Solve these addition problems using the number line.



$12 - 2 =$

$15 - 4 =$

$17 - 3 =$

$13 - 2 =$

$20 - 4 =$

$16 - 3 =$

$16 - 2 =$

$20 - 3 =$

$15 - 5 =$

$18 - 8 =$

$19 - 1 =$

$14 - 5 =$

Missing Number

Fill in the missing number.

$12 - \square = 10$

$16 - \square = 15$

$16 - 14 = \square$

$\square - 4 = 8$

$\square - 3 = 15$

$19 - 8 = \square$

$19 - 2 = \square$

$14 - \square = 11$

$16 - \square = 13$

$17 - \square = 14$

$20 - 8 = \square$

$18 - 6 = \square$

$\square - 5 = 12$

$\square - 4 = 7$

Double Digit Subtraction

$$\begin{array}{r} 50 \\ - 20 \\ \hline \end{array}$$

$$\begin{array}{r} 20 \\ - 10 \\ \hline \end{array}$$

$$\begin{array}{r} 30 \\ - 10 \\ \hline \end{array}$$

$$\begin{array}{r} 60 \\ - 20 \\ \hline \end{array}$$

$$\begin{array}{r} 90 \\ - 30 \\ \hline \end{array}$$

$$\begin{array}{r} 40 \\ - 20 \\ \hline \end{array}$$

$$\begin{array}{r} 80 \\ - 50 \\ \hline \end{array}$$

$$\begin{array}{r} 70 \\ - 30 \\ \hline \end{array}$$

$$\begin{array}{r} 90 \\ - 10 \\ \hline \end{array}$$

Double Digit Subtraction

$$\begin{array}{r} 55 \\ - 25 \\ \hline \end{array}$$

$$\begin{array}{r} 29 \\ - 18 \\ \hline \end{array}$$

$$\begin{array}{r} 36 \\ - 16 \\ \hline \end{array}$$

$$\begin{array}{r} 27 \\ - 13 \\ \hline \end{array}$$

$$\begin{array}{r} 57 \\ - 32 \\ \hline \end{array}$$

$$\begin{array}{r} 46 \\ - 21 \\ \hline \end{array}$$

$$\begin{array}{r} 82 \\ - 31 \\ \hline \end{array}$$

$$\begin{array}{r} 47 \\ - 24 \\ \hline \end{array}$$

$$\begin{array}{r} 74 \\ - 32 \\ \hline \end{array}$$

Color by Number

4 = blue


6 = red

8 = pink

5 = yellow

7 = orange

9 = light blue or white



Color by Number

3 = pink

5 = blue

7 = green

4 = purple

6 = red

8 = yellow

© teachingmama.org

$19 - 14 =$

$18 - 15 =$

$20 - 15 =$

$20 - 16 =$

$15 - 10 =$

$14 - 10 =$

$19 - 16 =$

$15 - 12 =$

$19 - 15 =$

$17 - 12 =$

$17 - 14 =$

$10 - 6 =$

$12 - 7 =$

$5 - 0 =$

$13 - 8 =$

$8 - 0 =$

$14 - 7 =$

$13 - 6 =$

$10 - 2 =$

$9 - 1 =$

$17 - 11 =$

$12 - 6 =$

$15 - 8 =$

$13 - 6 =$

$17 - 9 =$

$20 - 14 =$

$10 - 2 =$

$14 - 7 =$

$20 - 14 =$

$18 - 12 =$

$15 - 8 =$

$19 - 11 =$

$17 - 9 =$

$19 - 11 =$

$17 - 9 =$

$17 - 11 =$

$14 - 7 =$

$20 - 13 =$

$15 - 8 =$

$12 - 6 =$

$18 - 12 =$

$14 - 7 =$

$9 - 1 =$

$8 - 0 =$

$10 - 2 =$

$8 - 0 =$

$10 - 4 =$

$9 - 1 =$

$20 - 15 =$

$14 - 7 =$

$20 - 15 =$

$17 - 9 =$

$19 - 11 =$

$20 - 15 =$

$19 - 14 =$

$18 - 13 =$

Word Problems

You have 3 apples.
Your friend has 2
apples. How many
apples are there all
together?

You collected 3
seashells. You want 10
seashells. How many
more do you need?

A candy bar costs \$1.
How much would it
cost for 8 candy
bars?

You have 5 baseball
cards. You give 2
away. How many do
you have left?

Word Problems

I saw 2 fish in the water. 2 more fish swim by. How many fish are there altogether?

Tom saw 7 bees. Jim saw 5 more bees. How many bees did they see altogether?

Carly bought 10 pencils and Mei bought 8. How many did they buy altogether?

Sam saw 8 ducks. 5 waddled away. How many ducks are left?

Word Problems

Santiago has 13 flowers in his garden. José has 9. How many more flowers does Santiago have?

9 people were at the swimming pool. 4 left to go home. How many were left?

Tom planted 3 seeds in a pot. Jan planted 4 and Chris planted 2. How many did they plant in all?

5 frogs hopped on the ground. 3 more came. How many were there altogether?

Word Problems

10 birds sat on the hill. Some eagles flew away and then there 7 left. How many birds flew away?

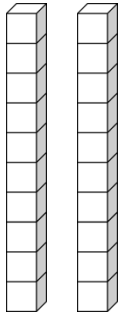
There are 8 small fish and 2 large fish in a tank. How many fish are in the tank?

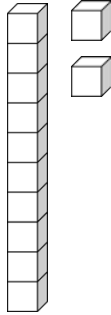
There are 12 boys and 8 girls in a class. How many students are there in all?

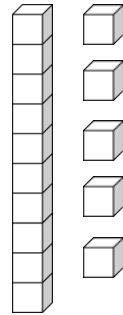
5 blue cars and 3 red cars drove by. How many cars drove by altogether?

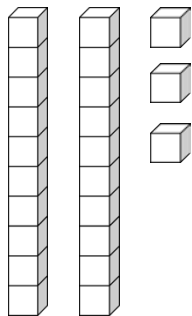
Base Ten Numbers

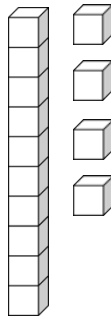
Write the number represented with the base ten blocks.

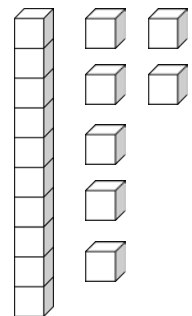






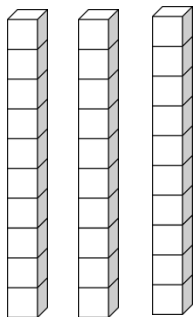


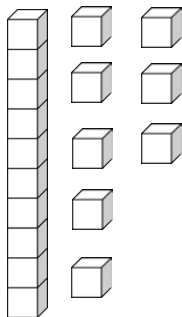


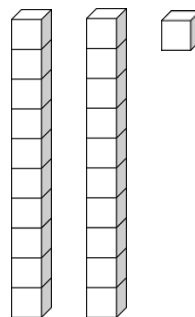


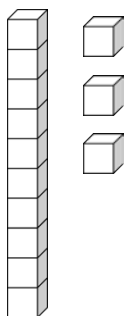
Base Ten Numbers


Write the number represented with the base ten blocks.

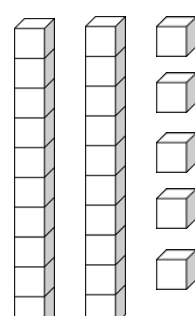






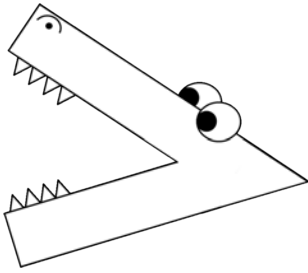




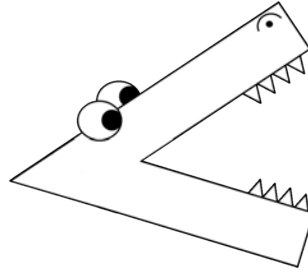


Comparing Numbers

Compare the two numbers. Use the greater than or less than sign.
These are challenge questions for kindergarteners.



Means
greater
than



Means
less
than

21 ○ **36**

33 ○ **27**

43 ○ **22**

46 ○ **50**

25 ○ **19**

29 ○ **38**

29 ○ **30**

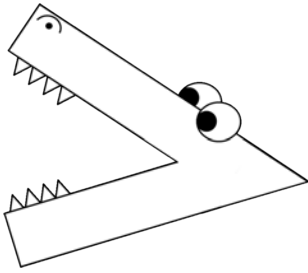
45 ○ **23**

16 ○ **22**

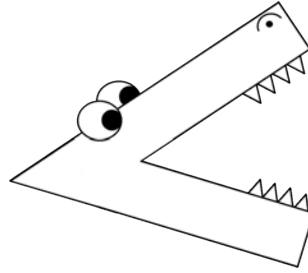
31 ○ **24**

Comparing Numbers

Compare the two numbers. Use the greater than or less than sign.
These are challenge questions for kindergarteners.



Means
greater
than



Means
less
than

53 ○ 86

74 ○ 87

71 ○ 62

90 ○ 80

85 ○ 59

67 ○ 54

61 ○ 75

52 ○ 77

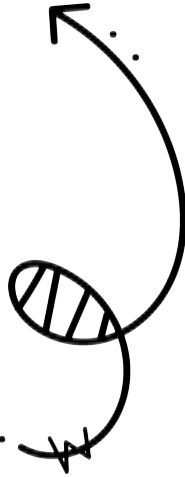
55 ○ 82

92 ○ 84

Follow the Rule


Read the rule at the top of each table. Fill in the missing number.

10 more	
13	
28	
46	
17	
89	



10 more	
12	
31	
75	
82	
19	

10 less	
15	
26	
47	
58	
99	



10 less	
94	
18	
67	
86	
35	

Missing Parts

Write the missing part.

whole	
20	
part	part
7	

whole	
12	
part	part
	2

whole	
11	
part	part
8	

whole	
15	
part	part
13	

whole	
9	
part	part
	2

whole	
18	
part	part
9	

whole	
13	
part	part
6	

whole	
7	
part	part
3	

Missing Parts

Write the missing part.

whole	
20	
part	part
8	

whole	
15	
part	part
	9

whole	
17	
part	part
	9

whole	
14	
part	part
8	

whole	
19	
part	part
12	

whole	
20	
part	part
9	

whole	
11	
part	part
	6

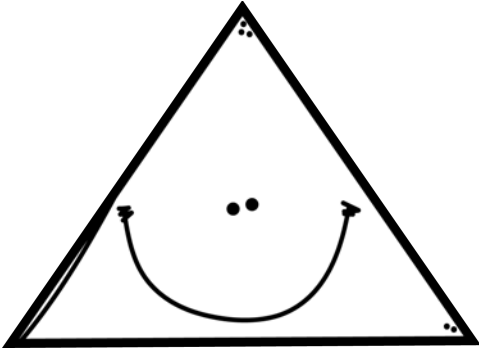
whole	
16	
part	part
	8

Missing Numbers

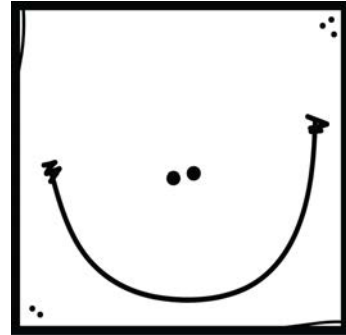
1		3	4	5		7	8		10
11	12	13		15	16		18	19	
21	22		24	25	26	27		29	30
	32	33		35		37	38		40
41		43	44		46	47		49	50
51	52		54	55	56		58	59	
	62	63			66	67	68		70
71		73	74	75		77	78	79	80
81	82		84	85	86		88		90
91	92	93		95	96	97		99	100
101	102	103	104		106		108	109	110
	112	113		115	116	117		119	120

Build the Shape


Create these shapes using toothpicks and marshmallows.



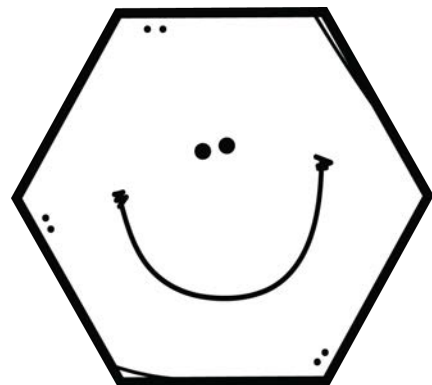
triangle



square




rectangle




hexagon

Build the Shape


Create these shapes using pipecleaners.



circle



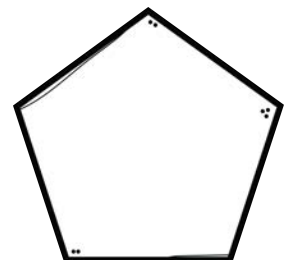

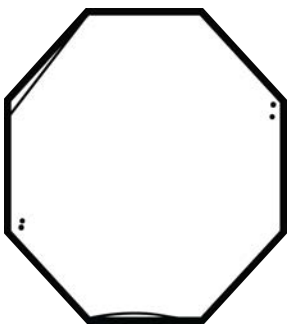
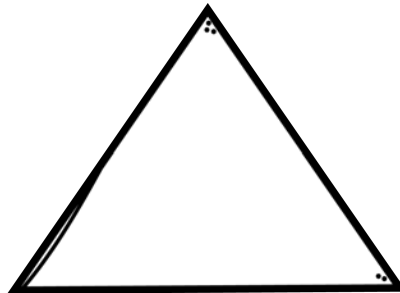
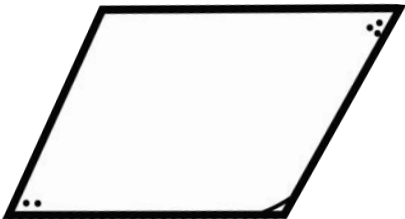
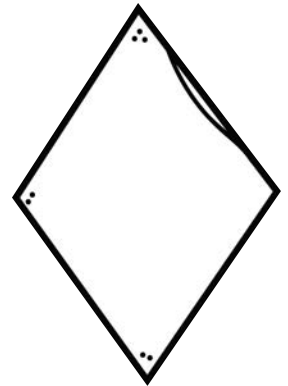



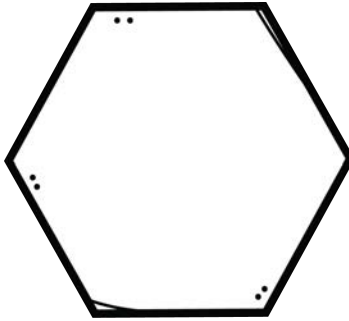

square



oval

Halves

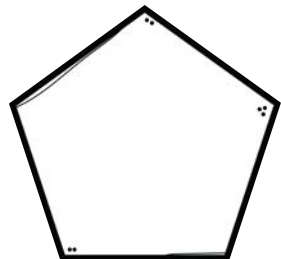


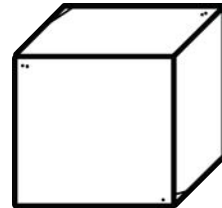

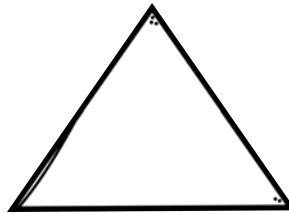
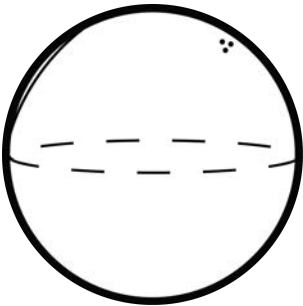
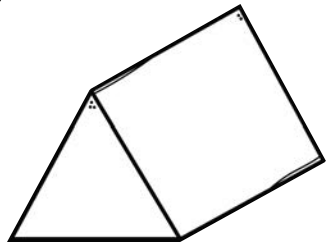
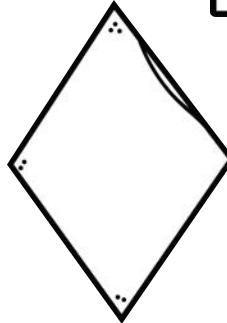
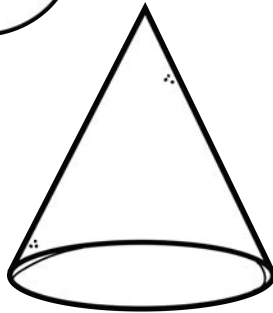
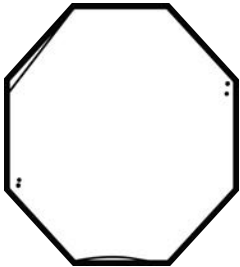
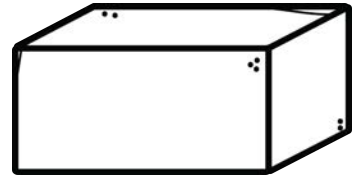
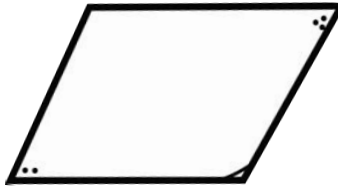



Halves are the two equal parts of a whole.
Divide the shapes in halves using a pencil.



2D and 3D Shapes

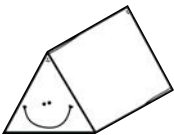
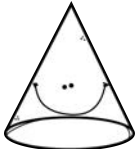
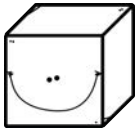



Color the 2D shapes purple.

Color the 3D shapes green.



Graph the Shapes

Look at the I Spy shapes page. Every time you see an object with one of the shapes, color a square. See which shape has the most!

Graph the Shapes Data

Answer these questions using the graph on the previous page.

1. Which shape had the most?


2. Which shape had the least?

3. Which shapes had the same amount?


4. How many more spheres are there than cubes?

5. Which is your favorite shape?


Match the Time




1:00



1:30




2:00




2:30


Match the Time




3:00



3:30




4:00



4:30


Match the Time




5:00



5:30




6:00




6:30


Match the Time




7:00



7:30




8:00




8:30


Match the Time




9:00



9:30




10:00




10:30


Match the Time




11:00



11:30



12:00



12:30

Match the Time

Match the time to the clock.

10:00



2:00



12:00



11:00



4:00



12:30



6:30



Match the Time

Match the time to the clock.

10:30



5:30



11:30



8:30



3:00



4:30









9:00



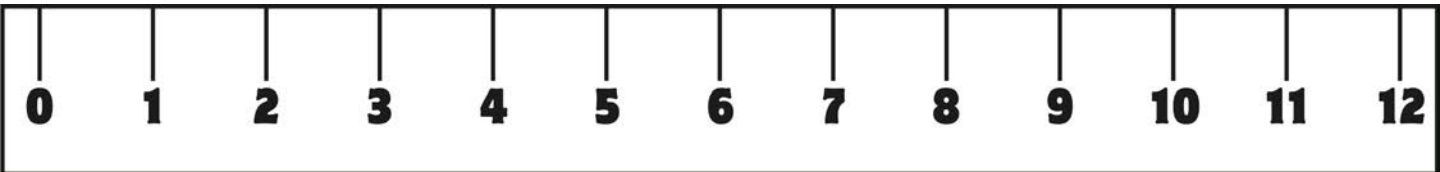
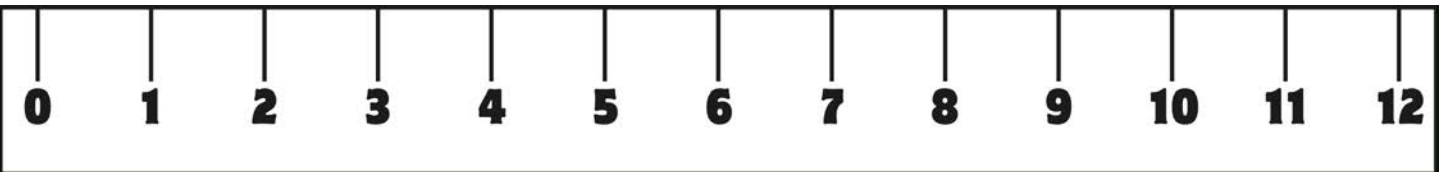

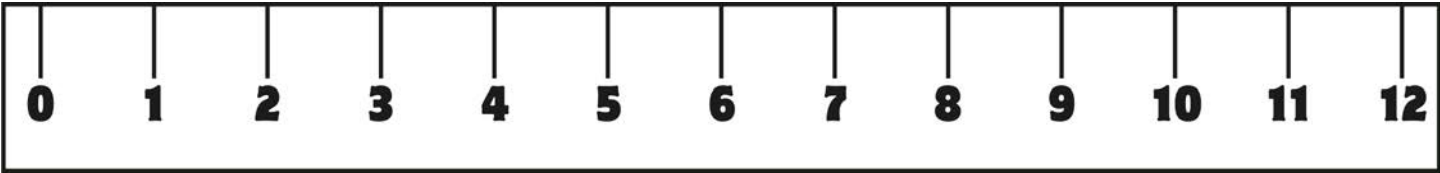
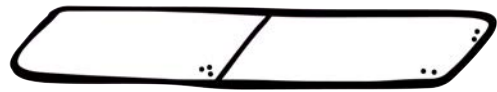
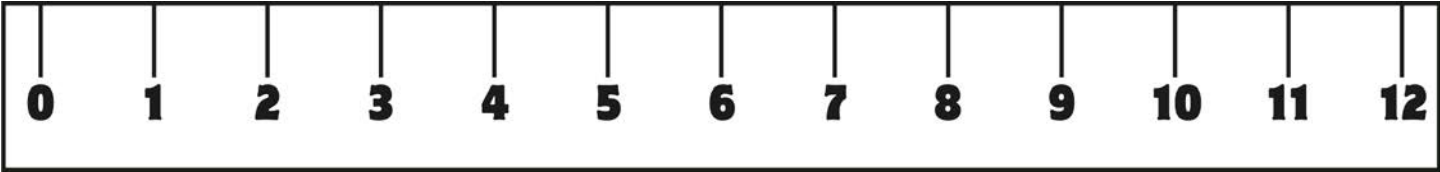
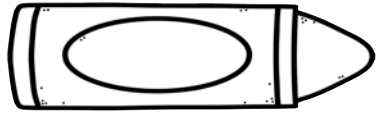
Tell the Time

Write the time on the clocks.



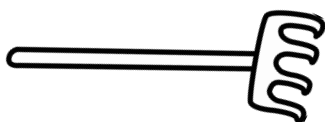
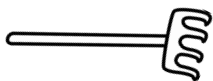
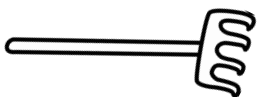
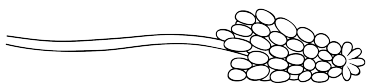
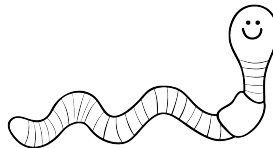
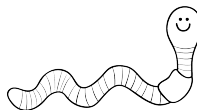

Measurement

Measure the length of each item.



Comparing Lengths

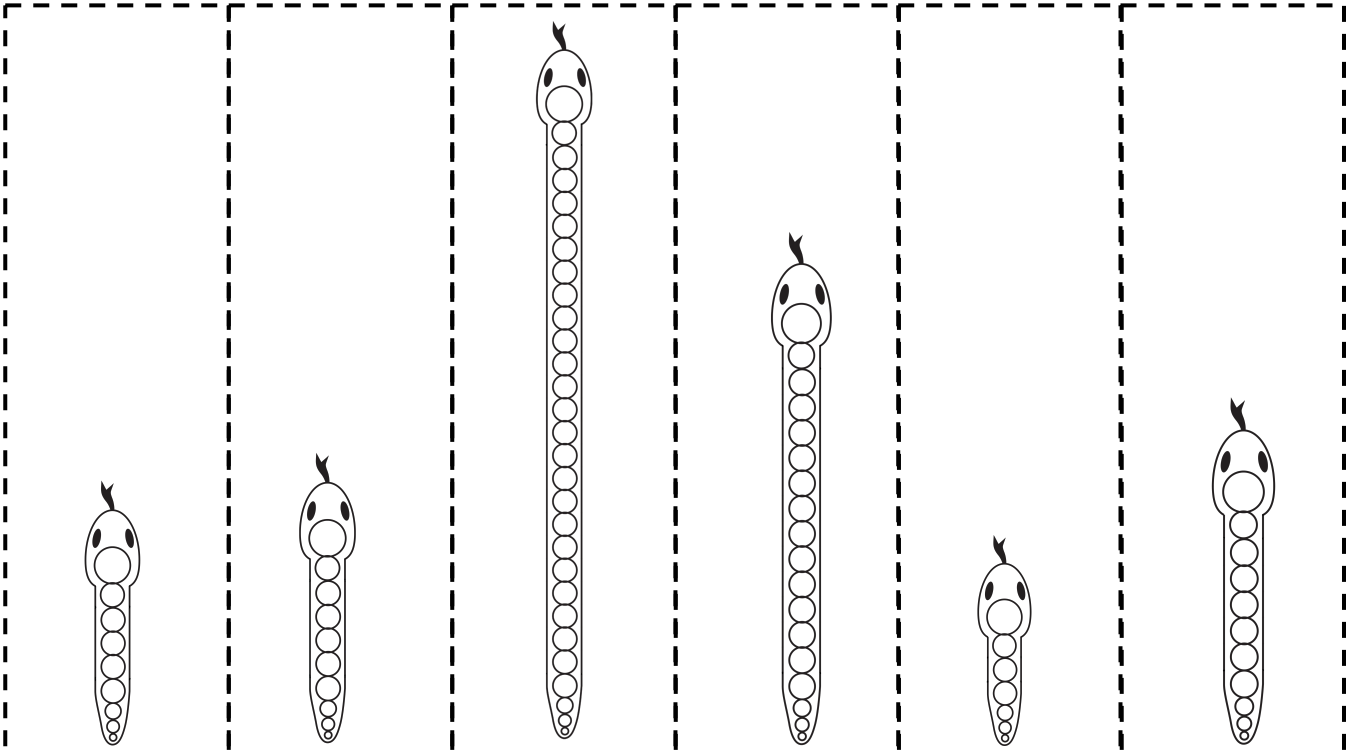
Write 1, 2, or 3 in each box to order the objects by length.



Order by Size

Cut out the snakes. Order them from least to greatest. Paste them in the boxes.

--	--	--	--	--	--



Games

Higher Card

Take a deck of cards and remove the Ace, Jacks, Queens, Kings, and Joker. Divide the deck equally between two players. At the same time, flip over a card. The player with the higher number, gets to keep all the cards. Whoever has all the cards in the end is the winner.

(You can also play this game with a lower card version.)

Addition Practice

Take a deck of cards and remove the Ace, Jacks, Queens, Kings, and Joker. Divide the deck equally between two players. At the same time, flip over two cards. Add the numbers together. The player with the highest sum gets to keep all the cards. Whoever has all the cards in the end is the winner.

Ten Frame War

Print the next to pages of ten frames. Make two copies. Try to print them on colored paper or card stock paper so you can't see through the paper. After you cut the cards apart, divide the cards into two piles. Flip over a card at the same time. The player with the higher number gets to keep the cards. Whoever has all the cards in the end is the winner.

