

FIRST GRADE

at home




Literacy Packet

Terms and Conditions:

1. This printable packet is for personal or classroom use. By using it, you agree to not copy, reproduce, or change any content from the download, except for your own personal, non-commercial use.
2. If you are a teacher, you may distribute the packet to the students in your classroom.
3. If you found this pdf on a site other than teachingmama.org, it is being used in violation of my copyright. Please email me at angela@teachingmama.org if you see this.

Clip Art & Font Credit: A Primary Kind of Life, Kimberly Geswein Fonts, Whimsy Clips, Graphics from the Pond, Blue Bees Worskhop, A Hughes Design, Speech Doodles, Educlips and Peachie Speechie.



Thank you for agreeing to my terms and conditions!
Angela - Teaching Mama

How to Use this Packet

My goal is to make learning at home as EASY as possible. During this time of school closures, I urge you not to stress about your child falling behind academically. We are all in this together right now. The most important thing you can do with your child is to spend time with them making memories. Read books, play games, do simple science experiments, or find art projects to do together.

I created this packet to help give some structure to your day. This packet includes activities focused on first grade literacy skills. I did not include every literacy skill worked on in first grade, but I did include quite a few.

The Activities

Reading Passages

There are 10 reading passages with comprehension questions. 5 are non-fiction and 5 are fiction. Some questions are multiple choice and others are fill-in-the-blank.

Digraphs

There are 4 activities working on digraphs.

- digraph puzzles
- digraph pictures
- finish the digraph
- word sort

The Activities

Blends

There are 4 activities working on blends.

- blend puzzles
- blend pictures
- finish the blend
- word sort

Long Vowel Words

There are 4 sets of puzzles for these vowels: A, I, O, & U

Read the CVCe Words

This game is to practice reading words with long vowels. Begin on the star, roll the dice, and move spaces. Read the word you land on. If you read it incorrectly, go back to your previous space. The first person to the end is the winner.

Long Vowel Race

This game is to practice changing a short vowel words into a long vowel words. Begin on the start space, roll the dice, and move spaces. Read the word you land on. Then add the "magic e" to the end of the word and read it with a long vowel sound. If you read it incorrectly, go back to your previous space. The first person to the end is the winner.

Compound Word Puzzles

Cut the puzzles apart. Mix up the words and pictures. Match the words and pictures together to create compound words.

The Activities

Find the Compound Words

Look at the list of words. Write only the compound words on the lines.

Syllable Counting

Determine how many syllables each word has. Circle the number.

Vowel Teams

Practice reading words with different vowel combinations.

Circle the Word

Look at the pictures and circle the word that is spelled correctly.

Long Vowel Teams

Write the word for each picture by using the word bank.

Noun Sort

Cut out the pictures and sort them.

Color the Nouns

Color the pictures using the key on the page.

Name a Noun

This game is to practice naming nouns. Begin on the start space, roll the dice, and move spaces. Name the type of noun you land on. If you say it incorrectly, go back to your previous space. The first person to the end is the winner.

The Activities

Noun Hunt

Look around the house and write down the nouns you see.

Write the Verb

Write the verb for the picture using a word bank.

Color the Verb

Color the clouds that have a verb.

Make it Past Tense

Roll the dice and move spaces. Say what the verb is in the past tense. If the answer is wrong, go back. The first person to the end is the winner.


Color the Sentence

Read the ten sentences. Color the nouns red and the verbs blue.

Punctuation

Add punctuation marks to the end of each sentence.

The Nest



Sam saw a nest in a tree. He wanted to see if the nest had eggs. Sam jumped high, but he couldn't see inside the nest. His dad lifted him up and he saw three blue eggs. They were so tiny! He looked at the eggs every day.

One day, he saw eggshells in the nest. The birds had hatched! He was happy, but he would miss looking at the nest.

1. How many eggs were in the nest?

- a. 4
- b. 3
- c. 5
- d. 7

2. How did Sam see the eggs?

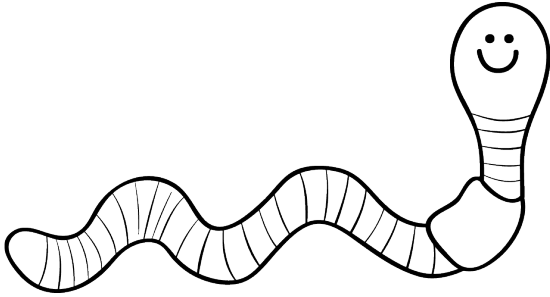
- a. he stood on a chair
- b. he jumped high
- c. his dad lifted him up
- d. he stood on a ladder

3. Where was the nest?

- a. in a tree
- b. on a roof
- c. by his garage
- d. in his treehouse

4. Why do you think Sam was happy?

Wesley Worm



Wesley was a happy worm. He lived in the dirt with his family. He was pink and had smooth, slimy skin.

He loved to dig tunnels and eat the dirt! When it rained, he wiggled to the water.

His favorite thing was watching children splash in the puddles.

1. What was Wesley Worm's favorite thing to do?

- a. play in the dirt
- b. splash in the puddles
- c. eat dirt
- d. watch children splash in the puddles

2. Where did he live?



- a. in the dirt
- b. in the puddles
- c. in a tree
- d. in a jar

3. What did he eat?

- a. tree bark
- b. sand
- c. food scraps
- d. dirt

4. Draw what you think Wesley Worm looked like.

Busy Bees



Bees are always busy! They collect nectar and pollen on flowers. After they have as much as they can carry, they fly back to the hive.

They feed some of the nectar and pollen to the baby bees and to the queen. The bees turn most of it into honey! The only time they sleep is when it gets dark. They are very busy bees!

1. Where do bees collect nectar and pollen?

- a. in the hive
- b. on flowers
- c. in the grass
- d. from people

2. What do the bees make?


- a. wax
- b. ice cream
- c. syrup
- d. honey

3. Do bees sleep?

- a. yes
- b. no

4. Why are bees busy?

Little Ladybugs



Little ladybugs crawl everywhere. You might find them in a garden, on flowers, or on the sidewalk.

They eat tiny insects called aphids. Aphids harm plants, so ladybugs are helping plants when they eat them.

Ladybugs are bright colors, such as red, orange, and yellow. They also have black spots. Ladybugs are very important insects!

1. What color are ladybugs?

- a. red
- b. orange
- c. yellow
- d. all of the above


2. What do ladybugs eat?

- a. flies
- b. aphids
- c. bees
- d. plants

3. Where can you find ladybugs?

4. How are ladybugs helpful?

Flowers



When spring comes, flowers start to bloom. Flowers have 5 main parts. They have roots, a stem, leaves, seeds, and petals.

A flower needs soil, water, air, and sunlight to grow. When the seeds from the flower are planted, more flowers grow!

Planting flowers helps the Earth and makes people happy!

1. When do flowers start to bloom?

- a. winter
- b. spring
- c. summer
- d. fall


2. How do more flowers grow?

- a. rain
- b. magic
- c. bees
- d. seeds

3. What four things do flowers need?

4. Why do flowers make people happy?

The Plant



Sally wants to grow a plant. She begins with planting a seed in a pot. Sally waters her pot everyday.

First, she gets her watering can. Next, she fills it with water. Then, she goes outside to the pot. Finally, she waters her plant.

She is very proud of her plant and can't wait for it to grow!

1. What is she watering?

- a. her garden
- b. the lawn
- c. a tree
- d. a seed in a pot

2. Who is the main character?


- a. Susie
- b. Jane
- c. Sally
- d. Mei

3. When does she need to water it?

- a. every day
- b. once a week
- c. twice a day
- d. once a month

4. What kind of plant do you think she is growing?

Time for Spring



It had been a long winter. When spring finally came, José was excited to go for a walk!

He saw lots of little creatures on his walk. The bunnies, birds, and caterpillars made him happy.

José smelled the fresh air and felt the warm sunlight. He even saw flowers blooming!

José was so happy spring was finally here!

1. When did this story take place?

- a. spring
- b. summer
- c. winter
- d. fall

2. What did he see on his walk?

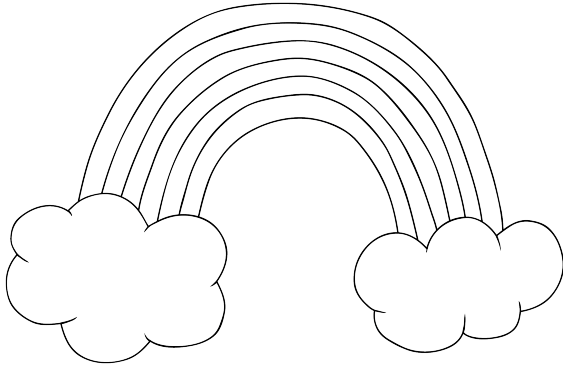
- a. frogs
- b. bunnies
- c. bees
- d. butterflies

3. Is this story fiction or nonfiction?

- a. fiction
- b. nonfiction

4. Why do you think José was happy?

Rainbows



Rainbows are so beautiful! You can sometimes see a rainbow after a rainstorm. You can also find them in waterfalls and fountains.

A rainbow is made when light shines through water. Light from the sun looks white. It is actually different colors.

When the light passes through the rain, it bends. When the light bends, it allows us to see the other colors. There are seven colors of a rainbow: red, orange, yellow, green, blue, indigo, and violet.

1. When can you see a rainbow?

- a. before a rainstorm
- b. during a tornado
- c. after a rainstorm
- d. on a sunny day

2. Which color is NOT in the rainbow?


- a. red
- b. green
- c. yellow
- d. pink

3. True or False. A rainbow is made when light shine through water.

- a. true
- b. false

4. Do you like rainbows? Why or why not?

Freddy Frog



Freddy Frog was not like other frogs. His frog friends lived in the pond. Freddy lived in a tree!

His friends ate flies. Freddy ate worms! His friends hopped on lily pads. Freddy swam laps in the pond! His friends croaked. Freddy sang silly songs!

Freddy did not care what other frogs thought of him. He liked being himself and doing things that made him happy.

1. Where did Freddy live?

- a. in the pond
- b. in a hole
- c. in a tree
- d. in the grass

2. What did Freddy do when his friends hopped on lily pads?


- a. hopped with them
- b. swam laps
- c. hid under lily pads
- d. took a nap

3. Is this story fiction or nonfiction?

- a. fiction
- b. nonfiction

4. Why was Freddy different?

Clouds



The clouds can tell you a lot! Look up in the sky. Are the clouds puffy and white? If so, it will be a sunny day.

Are the clouds thin and the sky dark? Then it could mean a rainy or gloomy day.

If you see dark clouds that are piled up high, it could mean a rainstorm is coming! Clouds are fun to look at. The next time you are outside, make sure to look at the clouds!

1. What do puffy white clouds mean?

- a. stormy day
- b. gloomy day
- c. rainy day
- d. sunny day

2. What do dark clouds piled up high mean?

- a. a storm is coming
- b. a tornado is coming
- c. a hurricane is coming
- d. a rainbow is coming

3. What do thin clouds mean?

- a. gloomy and rainy day
- b. sunny day
- c. cloudy day
- d. stormy day

4. Which type of clouds do you like?

Digraph Puzzles

Cut the puzzles apart. Mix them up and find the matches.

sh

ape

ch

air

wh

ale

th

ick

bu

sh

w

ish

pun

ch

ch

ild

too

th

wh

ip

sh

are

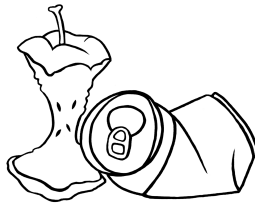

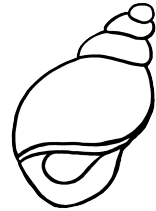



d

ash

Digraph Pictures

Write the word for each picture. Choose from these words:

shirt trash cheese wheel bath photo fish shell whale



Finish the Digraph

Complete the words with beginning digraphs.

ch

th

sh

ch

th

sh

ch

th

sh

ch

th

sh

ch

th

sh

ch

th

sh

Word Sort

Read the sentences. Underline the words with digraphs. Sort and write them on the lines.

1. I like fish and chips.
2. My charm is shiny.
3. The shop sells chairs.
4. I can reach the shirt.
5. She loves cherries.

-ch words

-sh words

Word Sort

Read the sentences. Underline the words with digraphs. Sort and write them on the lines.

1. My teeth are white.
2. The wheel was smooth.
3. I heard a whimper.
4. That thorn pricked me.
5. Her cat's whiskers are long.

-th words

-wh words

Blend Puzzles

Cut the puzzles apart. Mix them up and find the matches.

bl ue

pl ane

pr ize

cl ose

fl y

sc ore

fr og

sk in

sl ow

dr aw



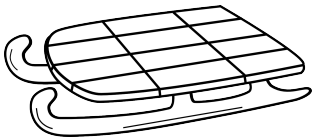



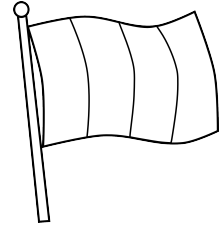
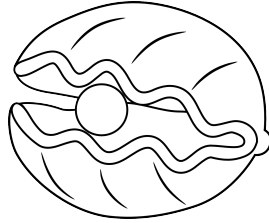
gr in

dr ess

Blend Pictures

Write the word for each picture. Choose from these words:

plane clam flag blender glass clock fly sled blocks



Finish the Blend

Make words using the blends.

bl

fl

sk

bl

fl

sk

bl

fl

sk

cr

dr

gr

cr

dr

gr

cr

dr

gr

Word Sort

Read the sentences. Underline the words with blends. Sort and write them on the lines.

1. The plant grows plums.
2. A fly is on a flower.
3. The plumber holds pliers.
4. You should floss your teeth.
5. He set the plate on the table.

-pl words

-fl words

Word Sort

Read the sentences. Underline the words with blends. Sort and write them on the lines.

1. She gave a grape to her friend.
2. A frog jumped on the grass.
3. The fruit is green and round.
4. Frost covered the window.
5. The grill had hamburgers.

-fr words

-gr words

Long A Matching

cap

e




fac

e




gat

e



wav

e



Long A Matching

sav

e




can

e



gam

e



vas


e



Long I Matching


dic

e




ric

e




hid

e



bik


e



Long I Matching


lim

e




vin

e




wip

e



fir


e



Long O Matching

rob

e




cod

e




wok

e



jok

e



Long O Matching

hom e




hol e



con e



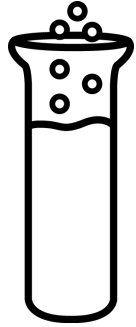
nos e



Long U Matching

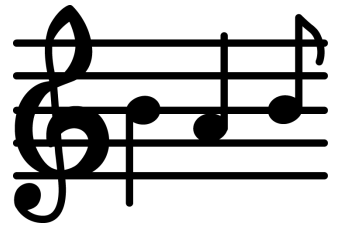
tub

e




tun

e




cub

e



cut


e



Long U Matching

mut

e




hug

e




fus

e

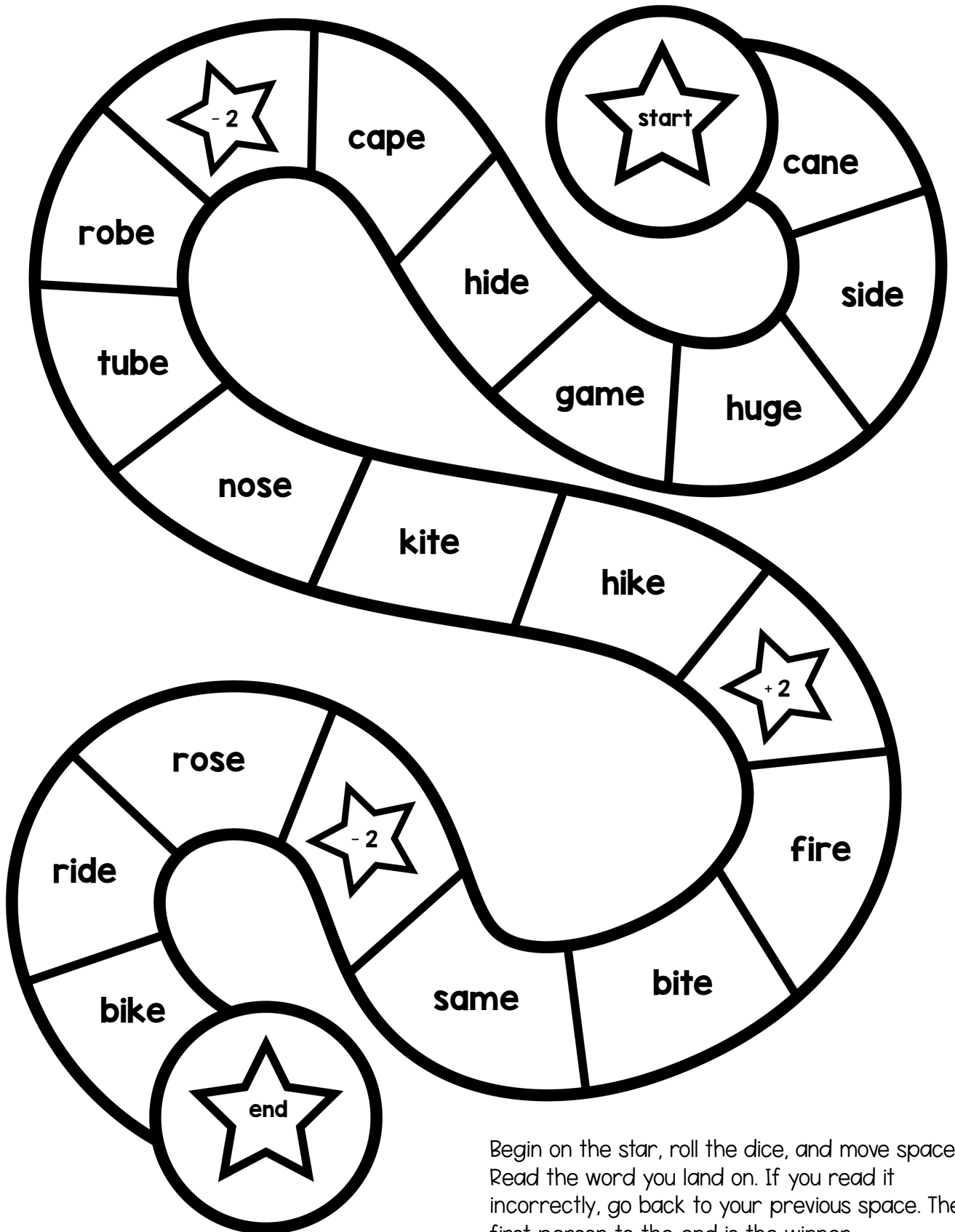


dun

e

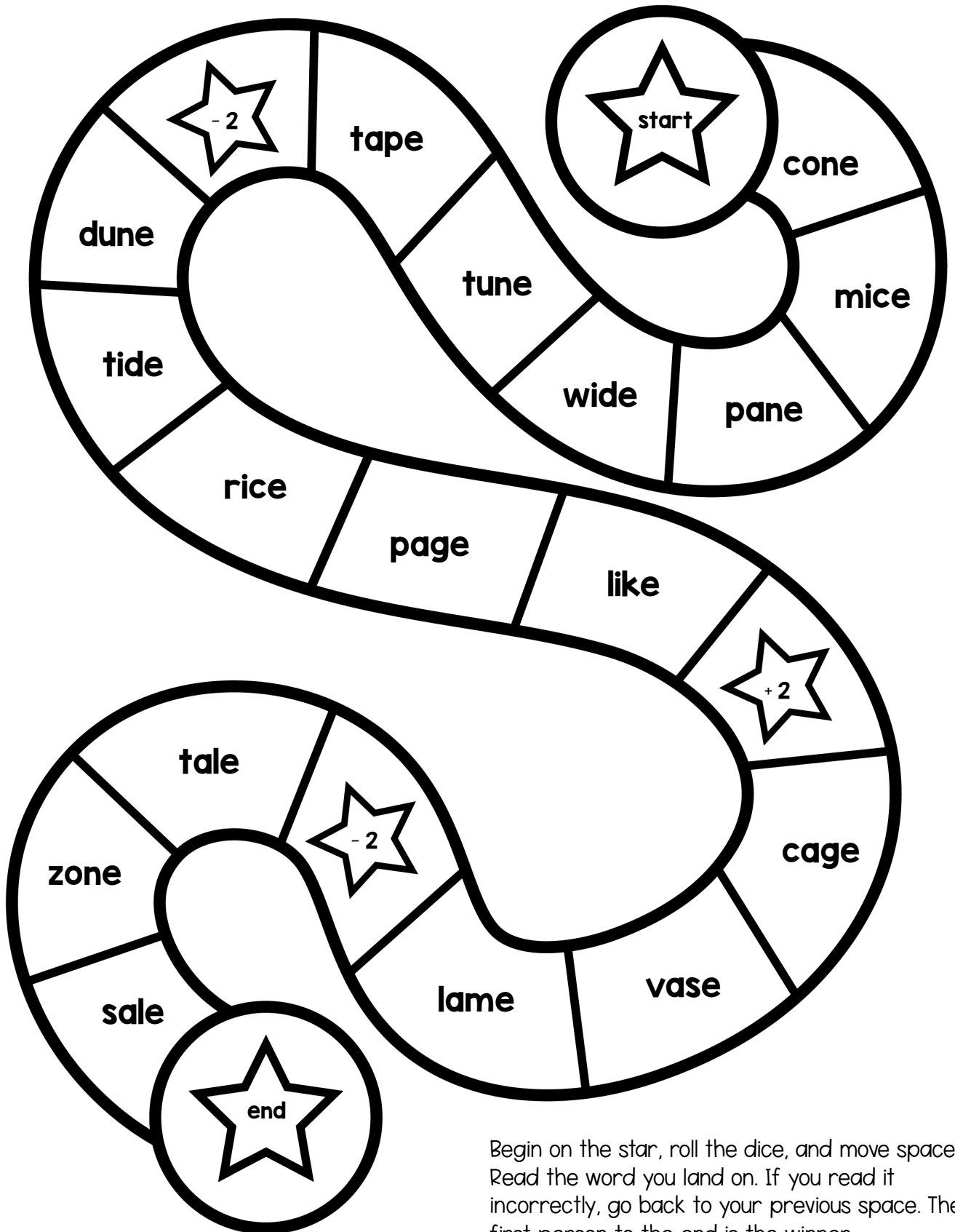


Read the CVCe Words



Begin on the star, roll the dice, and move spaces. Read the word you land on. If you read it incorrectly, go back to your previous space. The first person to the end is the winner.

Read the CVCe Words



Begin on the star, roll the dice, and move spaces. Read the word you land on. If you read it incorrectly, go back to your previous space. The first person to the end is the winner.

Long Vowel Race

START

move ahead 2

nat

can

bon

rob

lat

hid

cap

bat

mat

hug

move back 2

DIRECTIONS:

Begin on the start space, roll the dice, and move spaces. Read the word you land on. Then add the "magic e" to the end of the word and read it with a long vowel sound. If you read it incorrectly, go back to your previous space. The first person to the end is the winner.

lose a turn

cut

gam

sid

move ahead 2

tub

END

rat

fus

hug

cod

cub

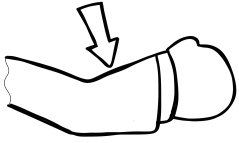
wip

can

move back 2

fir


Compound Word Puzzles



arm



chair



basket



ball




fire



man



jelly



fish



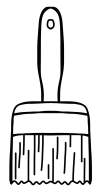
rain



bow



tooth




brush


Find the Compound Words

Word List:

snowman




mailbox



turkey

rainbow


basketball



water

butterfly

pizza



jellyfish


doorbell



waffles

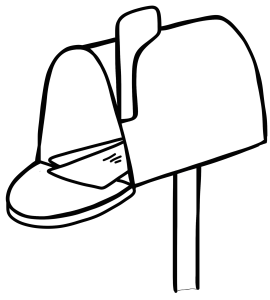
cowboy

armchair



toothbrush

Handwriting practice lines consisting of solid top and bottom lines with a dashed middle line, repeated for each row of the word list.



mailbox

1

2

3




jelly

1

2

3



basketball

1

2

3

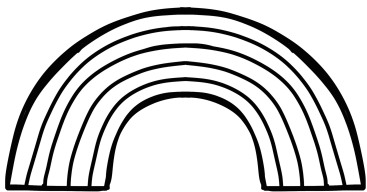


pan

1

2

3




rainbow

1

2

3



ring

1

2

3




snow

1

2

3




jellyfish

1

2

3

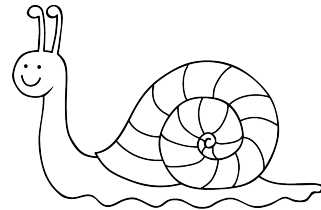


ladybug

1

2

3



snail

1

2

3




fireman

1

2

3



butterfly

1

2

3

Vowel Teams



ai

jail

bail

gain

mail

fail

rain

sail

pain

train

© teachingmama.org

Vowel Teams



ay

say

play

hay

pay

hay

lay

tray

pray

array

© teachingmama.org

Vowel Teams

ea

bead

eat

read

leaf

leak

bean

tea

peak

heat

© teachingmama.org

Vowel Teams

ee

see

three

need

feed

peek

sleep

seed

keep

tree

© teachingmama.org

Vowel Teams

ie

cried

die

dried

flies

fries

lied

tie

pie

tried

© teachingmama.org

Vowel Teams

oa

boat

float

soak

coat

loaf

toad

toast

road

goat

© teachingmama.org

Vowel Teams

oe

toe hoe

Joe goes

doe tomatoes

© teachingmama.org

Vowel Teams

ue

clue barbecue

glue tissue

argue rescue

© teachingmama.org

Vowel Teams



ui


fruit bruise

suit swimsuit


juice ruined

Circle the Word


Circle the word that is spelled correctly.




juice
jewce




leef
leaf




reed
read




male
mail




sead
seed



boit
boat




paint
paynt



train
traen

Circle the Word


Circle the word that is spelled correctly.



road
roed




gloo
glue



frewt
fruit



plai
play




flies
flys



leak
leek



rane
rain






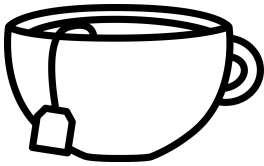


cote
coat

Long Vowel Teams

Write the word for each picture. Choose from these words:

boat fries tea pie loaf toe suit read tie



Cut & Sort

oa

ea

ay

ai

boat

ray

decay

goat

eat

read

coat

bail

say

rail

leaf

beads

rain

moat

sail

play

fleas

train

hay

loaf

Cut & Sort

ie

ui

oe

ee

cried

doe

see

fruit

suit

juice

fried

pie

toe

peek

feed

bruise

seed

foe

sleep

Joe

tomatoes







dried

swimsuit

tie




Noun Sort

person	animal	place	thing



Noun Sort

person	animal	place	thing














Color the Nouns

Color the pictures using the key below:

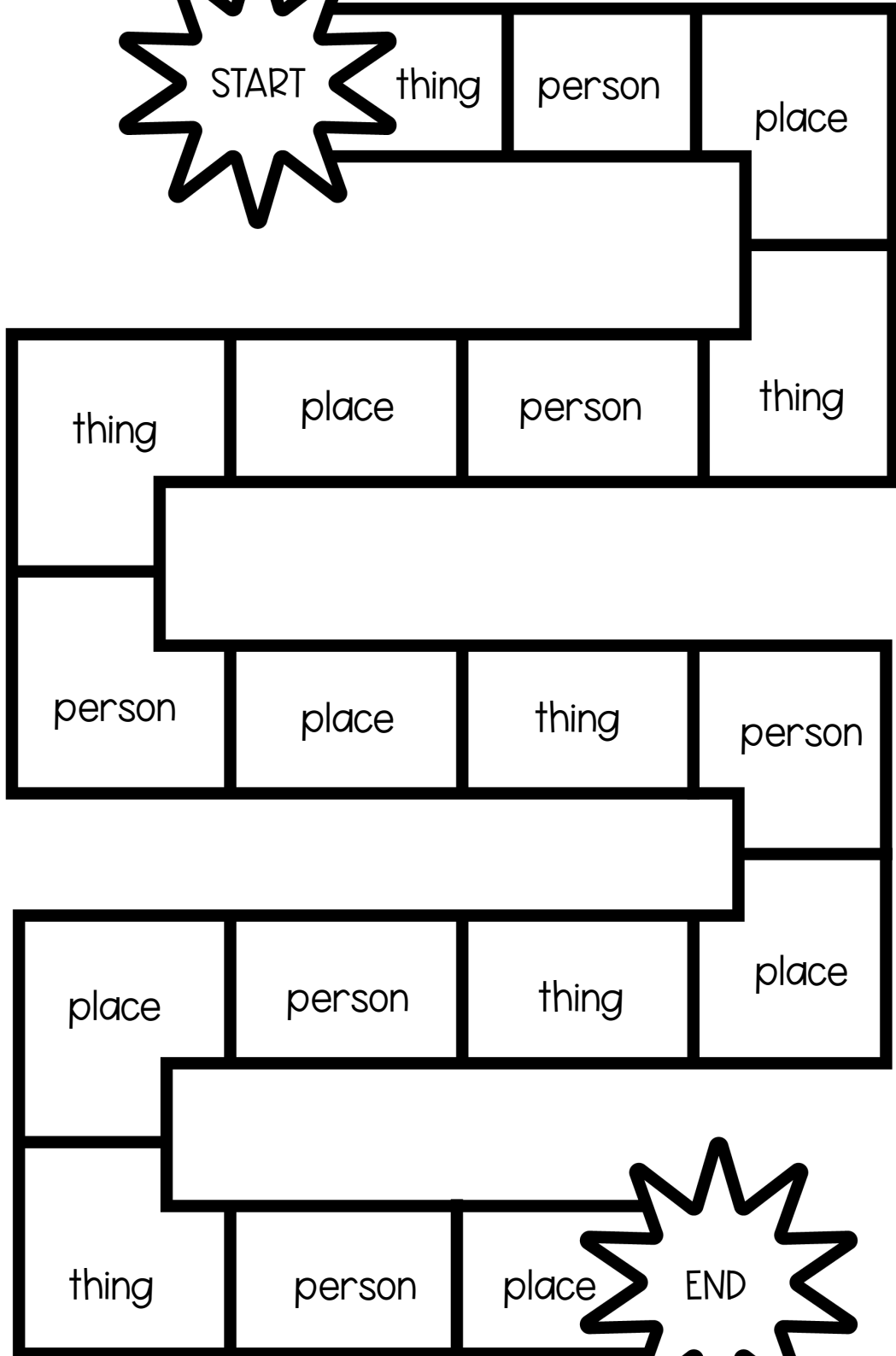

person = blue

place = red

thing = green



Name a Noun



Noun Hunt

Go around the house or outdoors and list the nouns you see.

PEOPLE



PLACE

THING

Write the Verb

Write the verb for each picture. Choose these words:

sleep brush eat bathe read make bed



Color the Verbs

Color the clouds that have a verb.

© teachingmama.org

run

sleep

dance

tree

drink

monkey

bus

shake

eat

roll

hide

crawl

hide

walk

cloud

look

color

stand

pencil

skip

hop

paint

sing

Make it Past Tense

START

move ahead 2

read

sleep

laugh

sing

brush

Directions: Roll the dice and move spaces. Say what the verb is in the past tense.

hid

eat

make

If the answer is wrong, go back. The first person to the end is the winner.

toss

hug

move back 2

lose a turn

drink

play

skip

move ahead 2

finish

END

sit

cry

run

walk

write

talk

draw

move back 2

wake

Color the Sentence

Color the nouns **red**

Color the verbs **blue**

1. My grandma made a cake.
2. The grasshopper jumped in the grass.
3. I like to play in my room.
4. The curtains blew in the wind.
5. My dad loves to eat hamburgers.
6. The butterfly floats in the sky.
7. Birds chirp at my window in the morning.
8. My brother rides his bike all day.
9. The cat naps in the sunshine.
10. We eat ice cream on hot summer days.

Punctuation

Finish the sentences with the correct punctuation mark.



1. What is your name
2. Leaves fall off the tree
3. I'm so excited for my birthday
4. This is my pet turtle
5. Today is Christmas
6. How are you
7. I love to eat bananas
8. Who is your best friend
9. Let's eat outside today
- *10. I hope you have the best day