

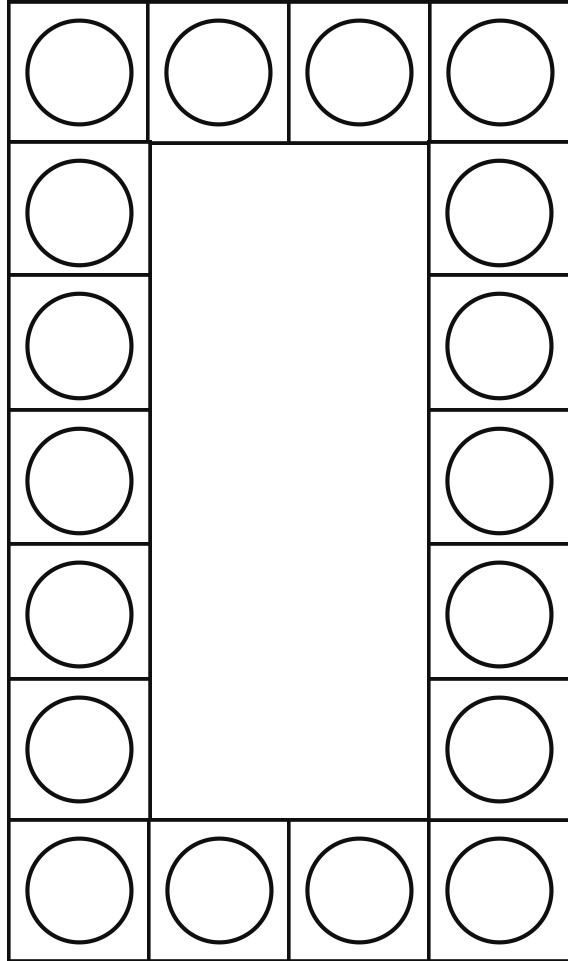
# Thank you for downloading!

## Terms and Conditions:

1. This printable is for personal or classroom use. By using it, you agree to not copy, reproduce, or change any content from the download, except for your own personal, non-commercial use.
2. You may not redistribute the contents of my downloads in whole or in part, for any reason.
3. If you found this pdf on a site other than [teachingmama.org](http://teachingmama.org), it is being used in violation of my copyright. Please email me at [angela@teachingmama.org](mailto:angela@teachingmama.org) if you see this.
4. Do NOT upload this file to a shared website (Dropbox, Mediafire, Google Drive).

Thank you for agreeing to my terms and conditions!

Build the Number



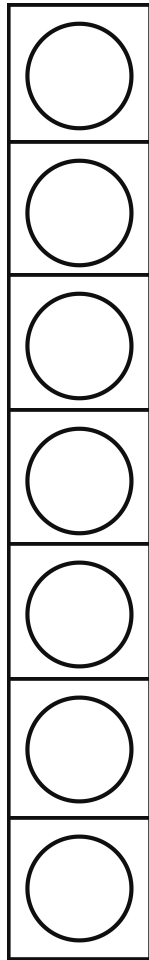
Write the Number



Show the Number



Build the Number



Write the Number



Show the Number



# Build the Number

○	○	○	○
○			○
			○
○	○	○	○
○			
○			○
○	○	○	○

# Write the Number

# Show the Number

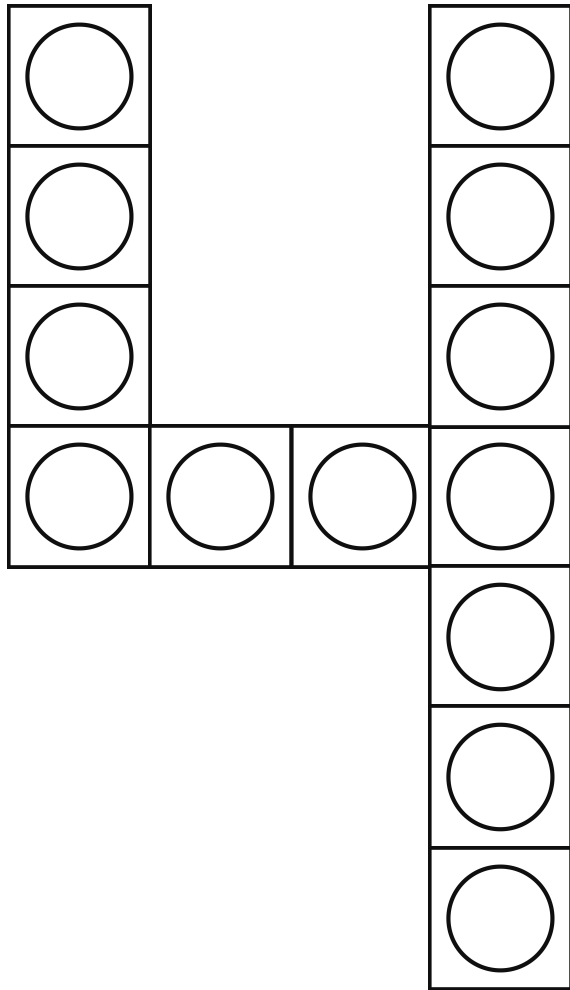
Build the Number

○	○	○	○
○			○
			○
○	○	○	○
			○
○			○
○	○	○	○

Write the Number

Show the Number

Build the Number



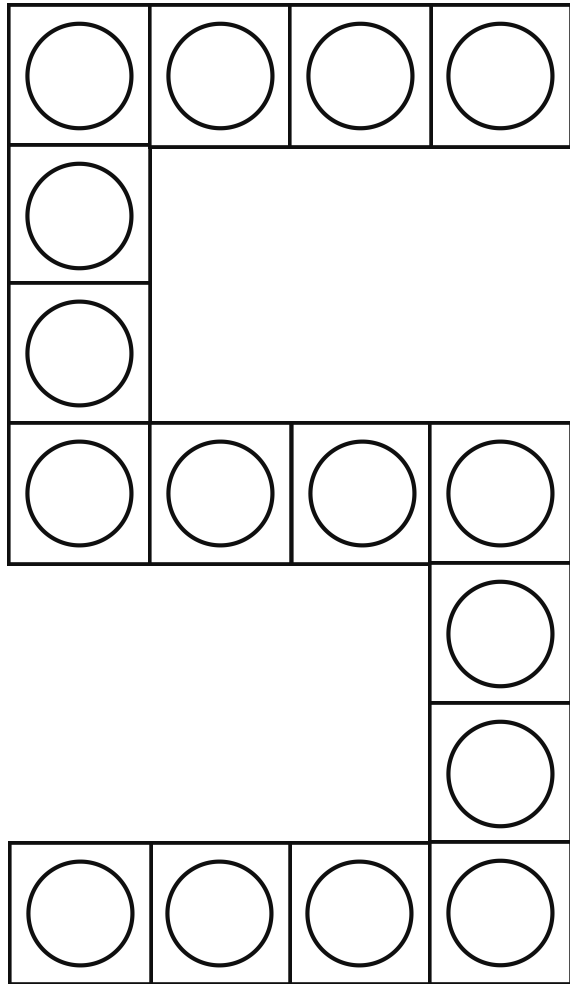
Write the Number

A large, empty rectangular box with a black border, intended for the child to write the number they have built.

Show the Number

A large, empty rectangular box with a black border, intended for the child to show or draw the number they have built.

Build the Number



Write the Number



Show the Number



Build the Number

○	○	○	○
○			
○			
○	○	○	○
○			○
○			○
○	○	○	○

Write the Number

Show the Number



Build the Number

○	○	○	○
			○
			○
			○
			○
			○
			○
			○

Write the Number

Show the Number

Build the Number

○	○	○	○
○			○
○			○
○	○	○	○
○			○
○			○
○	○	○	○

Write the Number



Show the Number



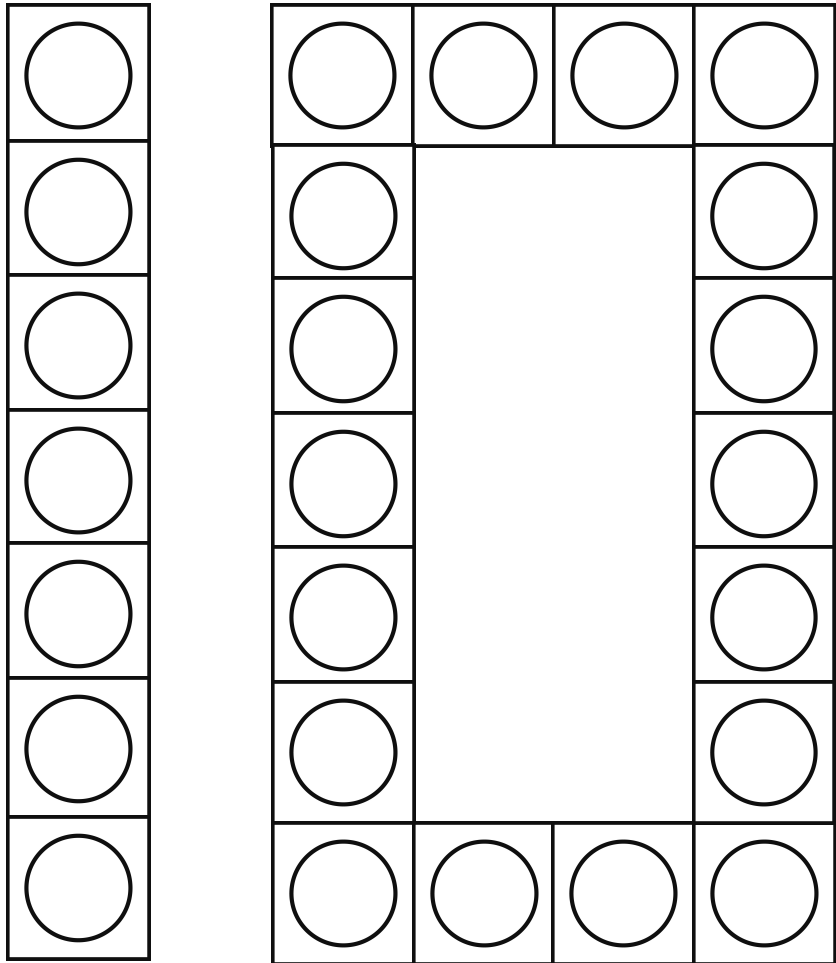
Build the Number

○	○	○	○
○			○
○			○
○	○	○	○
			○
			○
			○

Write the Number

Show the Number

# Build the Number



# Write the Number



# Show the Number

