I Spy Fall



Counting Book

I Spy Fall Counting Book

Instructions

Print pages 3-5 (one set of pages per student).

Ask student to cut out mini-booklet pages (10 total plus one cover page).

Student should count the fall items and add the corresponding number to the box on each page.

When the student is finished, stack pages together in order with the cover on top and staple at the top. Student can use this book to review number recognition and number quantities for 1-10.

Terms of Use

This product may be used for your own classroom or personal use. It may not be shared as a pdf file, on the web, or in any other way.
© Teaching Mama



Copyright Thanks

CREATIVE Clips

I Spy ☐ Pumpkin.



© Teaching Mama

I Spy ☐ Sunflowers.



© Teaching Mama

I Spy ☐ Apples.



I Spy

☐

Sunflowers.

© Teaching Mama

I Spy ☐ Pumpkins.



I Spy ☐ Leaves.





I Spy ☐ Apples.

© Teaching Mama

I Spy ☐ Leaves.



© Teaching Mama

I Spy ☐ Apples.



© Teaching Mama



I Spy ☐ Leaves.

© Teaching Mama

I Spy Fall



Counting Book