

# Thanks for Downloading This Printable!

This printable is for personal or classroom use. By using it, you agree to not copy, reproduce, or change any content from the download, except for your own personal, non-commercial use.

You may not redistribute the contents of my downloads in whole or in part, for any reason.

If you found this pdf on a site other than [teachingmama.org](http://teachingmama.org), it is being used in violation of my copyright. Please email me at [angela@teachingmama.org](mailto:angela@teachingmama.org) if you see this.

Please do NOT link directly to the pdf file online (people must be able to visit my website to get the pdf).

Do NOT upload this file to a shared website (dropbox, mediafire, 4shared.com, forums, or your own blog).

I hope you can use this printable in your own home or classroom setting. If you liked this printable, I would love it if you shared the link to my blog to others who may be interested.

Thank you for agreeing to my Terms and Conditions and Happy Learning!

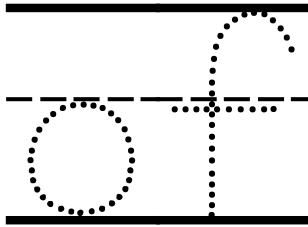
-Angela @ Teaching Mama

Clip art credit goes to:

Whimsy Clips, Educlips, My Happy Place, Prettygrafik, & The First Grade Diaries



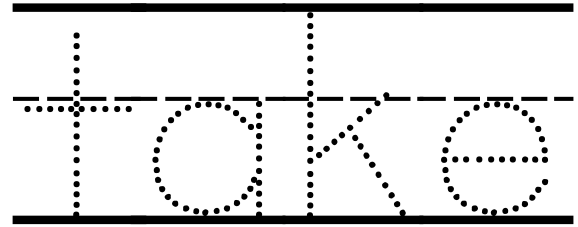
# of



She took a bite of  
her food.

© teachingmama.org

# take




Can you take a picture?

© teachingmama.org

# his

his




His arm is in a sling.

© teachingmama.org

# every

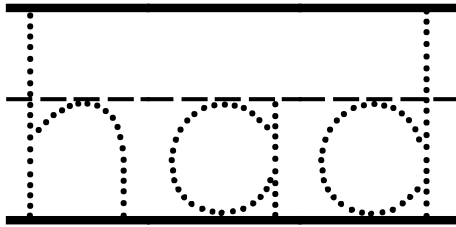
every



Every duck can swim.

© teachingmama.org

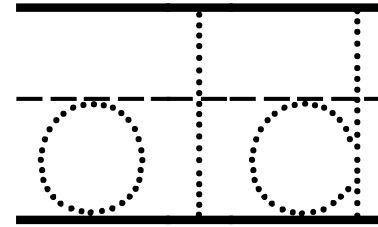
# had



The egg had a crack.

© teachingmama.org


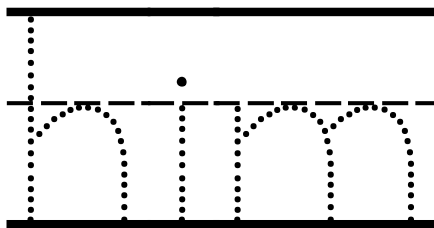
# old



The house was old.

© teachingmama.org

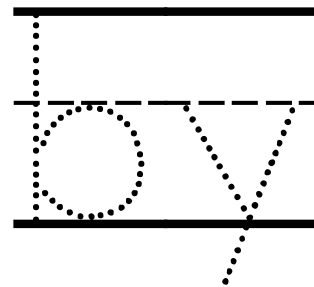
# him



Let's buy him pants.

© teachingmama.org

# by



The ant is by the plant.

© teachingmama.org

# her

her



A bee stung her.

© teachingmama.org

# after

after




After a wish, she blows out the candles.

© teachingmama.org

# some

some



Some eyes are blue.

© teachingmama.org

# think

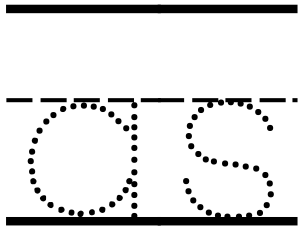
think



I think the truck is stuck.

© teachingmama.org


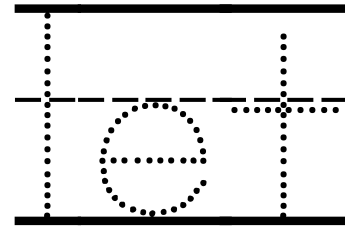
as



Run as fast as you  
can go!

© teachingmama.org

let



Let me ring the bell.

© teachingmama.org



# then

then



It rained. Then  
came lightning.

© teachingmama.org

# going

going



She is going to knock.

© teachingmama.org

# could

could



He could get stung.

© teachingmama.org

# walk

walk



Let's walk around the  
water.

© teachingmama.org

# when

when




When do you eat dinner?

© teachingmama.org

# again

again




He winked again.

© teachingmama.org

# were

were



There were three blocks.

© teachingmama.org

# may

may




May I paint my nails?

© teachingmama.org

# them

them



We take care of them.

© teachingmama.org

# stop

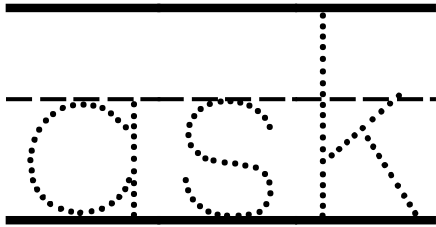
stop



Her sign says stop.

© teachingmama.org

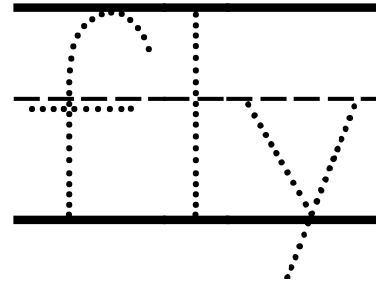
# ask



I will ask the teacher.

© teachingmama.org

# fly



He can fly the plane.

© teachingmama.org

# an

an



An ice cream cone is  
yummy!

© teachingmama.org

# round


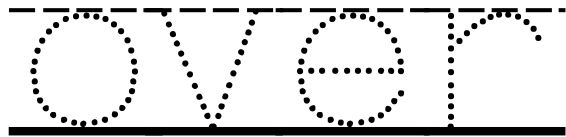
round



The ball is round.

© teachingmama.org

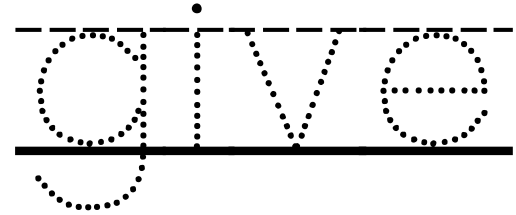
# over



Let's go over the hill.

© teachingmama.org

# give



Please give the  
dog his food.

© teachingmama.org



# just

just



The baby just crawled.

© teachingmama.org

# once

once




I once had a pet bird.

© teachingmama.org

# from

from



The dolphin is from  
the ocean.

© teachingmama.org

# open

open



Let's open the chest.

© teachingmama.org

# any

any




Do you know any teachers?

© teachingmama.org

# has

has



A fish has gills.

© teachingmama.org

# how

how




How do you  
use a drill?

© teachingmama.org

# live

live




Bats live in caves.

© teachingmama.org

# know

know



Do you know what  
time it is?

© teachingmama.org

# thank

thank



Thank you for the ring.

© teachingmama.org

put

put



Put on the vest.

© teachingmama.org