

# Thanks for Downloading my Lowercase Vowel Rhymes!

These alphabet formation rhyme printables are for personal or classroom use. By using it, you agree to not copy, reproduce, or change any content from the download, except for your own personal, non-commercial use.

You may not redistribute the contents of my downloads in whole or in part, for any reason.

If you found this pdf on a site other than [teachingmama.org](http://teachingmama.org), it is being used in violation of my copyright. Please email me at [angela@teachingmama.org](mailto:angela@teachingmama.org) if you see this.

Please do NOT link directly to the pdf file online (people must be able to visit my website to get the pdf).

Do NOT upload this file to a shared website (dropbox, mediafire, 4shared.com)

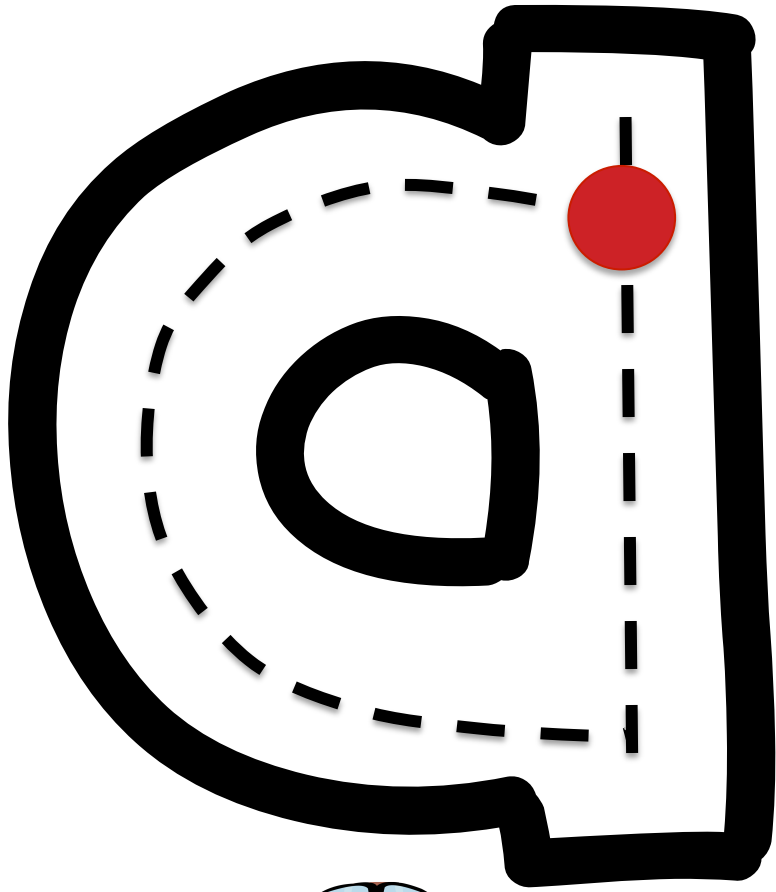
Clip art credit goes to: [Prettygrafik](#), [Goodness & Fun](#), [Pink Pueblo](#), [Doodles First](#), [Kandy MagicK](#), [DH Kids](#), [Sticky Foot Studio](#), [Blue Bees Workshop](#), [HaHaHa Art](#), [Clip Artopia](#), [Chen Studio 88](#), [Reseller Clip Art](#), [Graphic Passion](#), [Scrappin Doodles](#), [My Happy Place](#), [The First Grade Diaries](#), [Graphixi](#), [KB Stick to It](#), [KG What the Teacher Wants](#).

I recommend printing these rhymes on card stock and then laminating them. [This](#) is my favorite home laminator. (affiliate link)





I hope you can use this printable in your own home or classroom setting. If you liked this printable, I would love it if you shared the link to my blog to others who might be interested.


Thank you for agreeing to my Terms and Conditions and Happy Learning! -Angela @ [Teaching Mama](#)

The airplane  
flies around and  
down. Makes  
the letter a, then  
goes out of  
town!



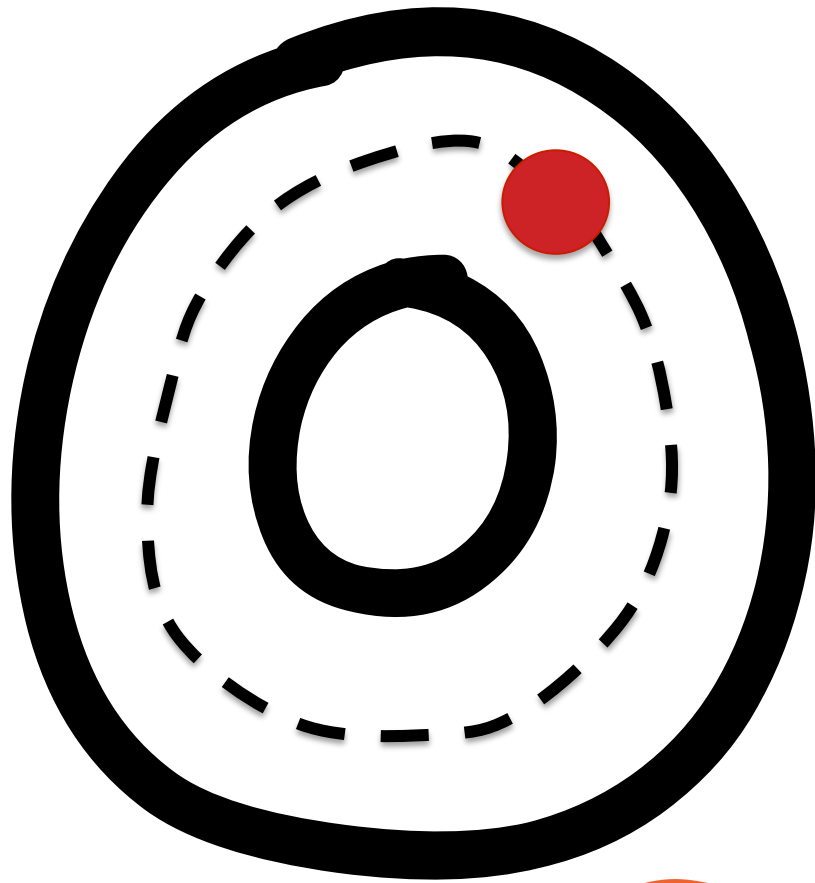
**Small e is an egg  
on a plate just  
for me. A line  
out and around  
and it's easy,  
you see.**









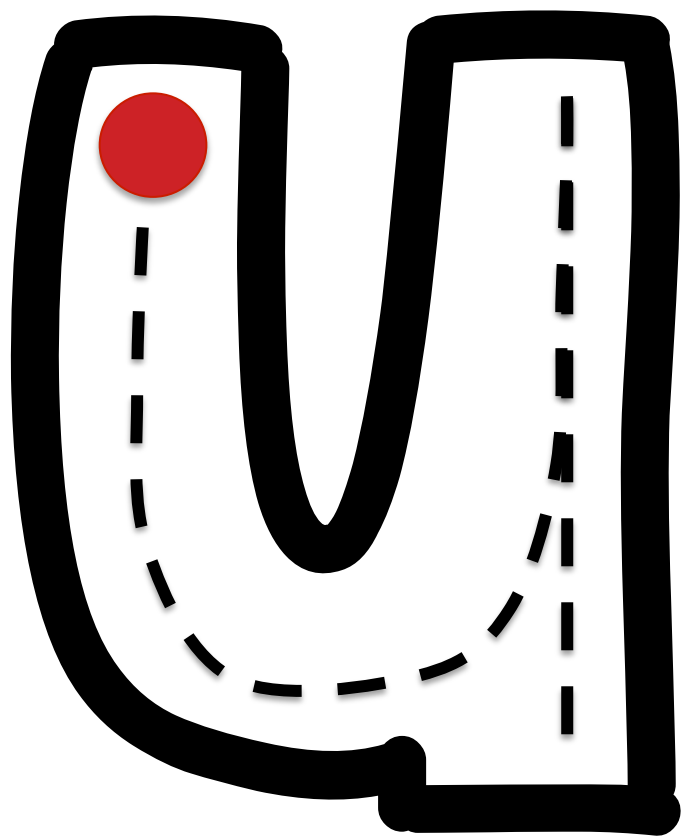
Little i is an ice cream  
cone at the treat shop.  
One line down and a  
sprinkle right on top.





**Oh, yum! An  
orange to  
eat! Nice and  
round, it's a  
healthy  
treat.**





**An upside down  
umbrella makes  
the small letter u.  
Down and go up.  
Add a line down  
going through.**

