

Thank you so much for choosing to download this printable! Before printing, please take a look at my Terms and Conditions.

1. This Preschool Assessment is for personal or classroom use. By using it, you agree to not copy, reproduce, or change any content from the download, except for your own personal, non-commercial use.

2. You may not redistribute the contents of my downloads in whole or in part, for any reason.

3. If you found this pdf on a site other than teachingmama.org, it is being used in violation of my copyright. Please email me at angela@teachingmama.org if you see this.

4. Please do NOT link directly to the pdf file online (people must be able to visit my website to get the pdf).

5. Do NOT upload this file to a shared website (dropbox, mediafire, 4shared.com)

This assessment is to help you know what to work on with your preschooler. Through my research and background, these are the skills I find necessary for preschoolers to work on. If you have any questions, please don't hesitate to ask!

Thank you for agreeing to my Terms and Conditions and Happy Learning!

Preschool Assessment

Name: _____ Age: _____ Date: _____

Uppercase Letter Recognition - Circle the letters the child does not know

| | | | | | | |
|---|---|---|---|---|---|---|
| M | O | V | I | Z | K | D |
| C | R | Q | X | P | E | W |
| U | B | A | L | T | Y | S |
| F | H | G | N | J | | |

Lowercase Letter Recognition - Circle the letters the child does not know

| | | | | | | |
|---|---|---|---|---|---|---|
| o | t | e | r | v | b | x |
| a | w | q | n | s | i | k |
| l | m | j | c | f | h | p |
| z | d | g | u | y | | |

Letter Sounds – Circle the letter sounds the child does not know

| | | | | | | |
|---|---|---|---|---|---|---|
| a | b | c | d | e | f | g |
| h | i | j | k | l | m | n |
| o | p | q | r | s | t | u |
| v | w | x | y | z | | |

Reading Readiness

| | | |
|---|-----|----|
| Listens well to read aloud stories | YES | NO |
| Understands left to right movement of reading | YES | NO |
| Retells information from a story | YES | NO |
| Sequences 3 pictures to tell a story | YES | NO |
| Uses imagination | YES | NO |

Writing

| | | |
|--------------------------------------|-----|----|
| Uses scribbles to write words | YES | NO |
| Traces letters and numbers | YES | NO |
| Writes his/her name | YES | NO |
| Writes a few letters without tracing | YES | NO |
| Uses pictures to communicate ideas | YES | NO |

Letter Match - Match the uppercase letter to the lowercase letter

A
B
C
D
E
F
G
H
I
J
K
L
M

c
g
i
d
m
l
a
e
b
j
k
f
h

N
O
P
Q
R
S
T
U
V
W
X
Y
Z

o
y
n
p
r
w
s
u
t
v
z
x
q

Math Assessment

Number Recognition - Circle the numbers the child does not know

| | | | | |
|---|---|---|----|---|
| 3 | 5 | 1 | 9 | 2 |
| 7 | 4 | 8 | 10 | 6 |





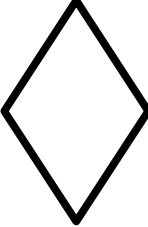
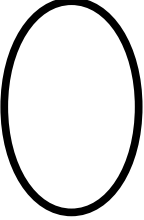


Writes Numbers- Circle the numbers the child does not know how to write

| | | | | |
|---|---|---|---|----|
| 1 | 2 | 3 | 4 | 5 |
| 6 | 7 | 8 | 9 | 10 |

Colors - Circle the colors the child cannot identify

| | | | | |
|--------|--------|-------|-------|-------|
| red | yellow | green | blue | pink |
| purple | orange | white | brown | black |

Shapes- Circle the shapes the child cannot identify

| | | | |
|---|---|--|---|
|  |  |  |  |
|  |  |  |  |

Math Assessment

Use manipulatives, such as counting bears, for these assessments.

| | | |
|--|-----|----|
| Sorts by color | YES | NO |
| Sorts by size | YES | NO |
| Sorts by shape | YES | NO |
| | | |
| Makes the ABAB pattern | YES | NO |
| Makes the AABB pattern | YES | NO |
| Makes the AABAAB pattern | YES | NO |
| Makes the ABCABC pattern | YES | NO |
| | | |
| Counts objects in a group (1:1 correspondence) | YES | NO |
| | | |
| Subitizes numbers (recognizes numbers without counting them) | YES | NO |
| Counts to 20 (highest number child can count to: _____) | YES | NO |

Motor Skills

Fine Motor Skills:

| | | |
|--|-----|----|
| Fits small items together | YES | NO |
| Uses scissors to cut across the paper | YES | NO |
| Uses scissors to follow a wavy line on a paper | YES | NO |
| Uses tweezers to pick up objects | YES | NO |
| Uses glue neatly | YES | NO |
| Grasps crayon and pencil correctly | YES | NO |
| Makes a pancake, snake, and ball from play dough | YES | NO |

Gross Motor Skills:

| | | |
|--|-----|----|
| Runs with good stamina | YES | NO |
| Skips | YES | NO |
| Hops | YES | NO |
| Jumps | YES | NO |
| Pedals and steers a bike | YES | NO |
| Climbs a playground ladder | YES | NO |
| Throws a ball with direction | YES | NO |
| Catches a thrown ball with arms and body | YES | NO |
| Bounces a ball | YES | NO |

Scissor Skills Assessment



Life Skills

| | | |
|--|-----|----|
| Recites full name | YES | NO |
| Knows birthday | YES | NO |
| Correctly states gender and age | YES | NO |
| Knows parents' names | YES | NO |
| Knows home address | YES | NO |
| Recites the days of the week | YES | NO |
| Recites the months of the year | YES | NO |
| | | |
| Brushes teeth independently | YES | NO |
| Knows how to wash hands | YES | NO |
| Can dress himself/herself | YES | NO |
| Follows proper bathroom procedures | YES | NO |
| Able to put shoes and coat on | YES | NO |
| Distinguishes healthy vs. non-healthy food | YES | NO |
| | | |
| Plays well with others | YES | NO |
| Takes turns and shares | YES | NO |
| Cleans up after playing | YES | NO |
| Interacts easily with familiar adults | YES | NO |
| Respects items belonging to others | YES | NO |
| Listens when others speak | YES | NO |
| Seeks adults help during conflicts | YES | NO |
| Uses Manners | YES | NO |
| Follows 1 or 2-step directions | YES | NO |