

Thank you so much for choosing to download this packet! Before printing, please take a look at my Terms and Conditions.

1. This printable, *Candy Heart Math Printables*, is for personal or classroom use. By using it, you agree to not copy, reproduce, or change any content from the download, except for your own personal, non-commercial use.
2. You may not redistribute the contents of my downloads in whole or in part, for any reason.
3. If you found this pdf on a site other than [teachingmama.org](http://teachingmama.org), it is being used in violation of my copyright. Please email me at [angela@teachingmama.org](mailto:angela@teachingmama.org) if you see this.
4. Please do NOT link directly to the pdf file online (people must be able to visit my website to get the pdf).
5. Do NOT upload this file to a shared website (dropbox, mediafire, 4shared.com)

I hope you can use this printable in your own home or classroom setting. If you liked this printable, I would love it if you shared the link to my blog to others who might be interested. I also love seeing pictures of your children using my teaching ideas. Please feel free to post pictures of your children using it on my facebook page or email me at [angela@teachingmama.org](mailto:angela@teachingmama.org).

Thank you for agreeing to my Terms and Conditions and Happy Learning!

*The Heart Clip Art by [Printable Packs](#).*




How Many Hearts Are There?











# How Many Candy Hearts Fit Inside the Hearts?



Number of Hearts:

\_\_\_\_\_



Number of Hearts:


\_\_\_\_\_



Number of Hearts:

\_\_\_\_\_






# How Many Candy Hearts Fit Around the Heart?









Number of Hearts:

\_\_\_\_\_

# Sort the Candy Hearts by Color



# Sort the Candy Hearts by Color





# Graph the Candy Hearts by Color

6


5

4

3

























2

1





# Complete the Patterns

# Complete the Patterns

