













Patterns with Christmas Lights







					
---	---	---	---	--	--







					
--	--	--	--	--	--







Directions:
Cut out the
four cards and
complete the
pattern

Patterns with Christmas Lights

					
---	---	---	---	---	---







					
--	--	--	--	--	--













Directions:
Cut out the
four cards and
complete the
pattern

Clip art by MareeTrueLove.com
© 2013 teachingmama.org

Patterns with Christmas Lights

					
---	---	---	---	---	---





					
--	--	--	--	--	--



Directions:
Cut out the
four cards and
complete the
pattern

Clip art by MareeTrueLove.com
© 2013 teachingmama.org

Patterns with Christmas Lights



Directions:
Cut out the
two cards and
complete the
pattern

Clip art by MareeTrueLove.com
© 2013 teachingmama.org