

# Terms of Use

**This printable is for personal or classroom use. By using it, you agree that you will not copy, reproduce, or change any content from my downloads, except for your own personal, non-commercial use. You may also not reproduce or redistribute the contents of my download in whole or in part. Please visit my site, [teachingmama.org](http://teachingmama.org), to download.**

## **You may:**

Print as many copies as you'd like.

- Use printables for a classroom setting
- Share the link to my blog to others
- Share a picture online of the printable giving credit to [teachingmama.org](http://teachingmama.org)

## **You may not:**

- Claim these files or sell them as your own
- Sell this printable
- Host this file on your own website (including Facebook groups and forums)

**Thank you!**

Angela @ Teaching Mama

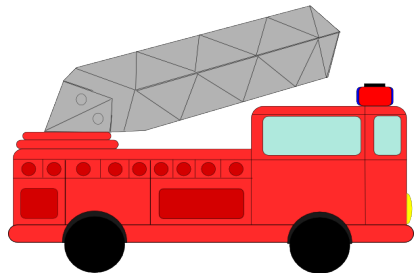

MY  
**FIRE SAFETY**  
BOOKLET



Clip art designed by [Miss Tiina](#)



© 2013 [teachingmama.org](http://teachingmama.org)

It's important to learn about fire safety. You should never, ever play with fire. Circle the picture below that you should NOT play with.



1

Help the firefighter find the firetruck by following the letter F.



6

Firefighters are very helpful. You should never hide from a firefighter.



Here are 4 things to remember if you are around a fire.

1. Touch the door to see if it is hot.



2. Crawl down low under the smoke.


*Draw a picture of you crawling on the ground under smoke.*



3. If there's a fire in your house, get out quickly! Do not grab your toys.



Make a plan with your family to decide on a safe place to meet.



3

4. If your clothes catch on fire, remember these words....

**STOP** **DROP**  
**AND ROLL**

Practice doing this and then draw a picture of it below.



4