

Thank you for downloading!

Thank you so much for downloading this printable! I hope you find it helpful!

This printable is for personal or classroom use only. That means you cannot copy, reproduce, or change any content from the download, except for your own personal, non-commercial use. You may **not** redistribute the contents of my downloads in whole or in part, for any reason. Please do not link directly to the PDF online or share this on Dropbox or another shared website.

Printing Tips: I always recommend using the most-current version of [Adobe Reader](#) with my printables to avoid any printing issues. To put the word family flip books together, follow these steps:

1. Print on 8.5x11 paper. If you are printing on a different size, you can select “shrink to printable area” to fit it on the page.
2. Cut the pieces out. You can do this or have the students do this, depending on their scissor skills.
3. Have the students color the pictures and practice reading the words.
4. Each page has a number on it. Start with number 1 and layer each paper on top of each other. Then put the family name on top.
5. Place two staples at the top to complete the flip book.

The wonderful clip art used in this printable is from Whimsy Clips, Blinky's Clip Art, & Creative Clips.



If you have any questions, please email me at angela@teachingmama.org

-Angela

ot family


teachingmama.org

3



hot

2



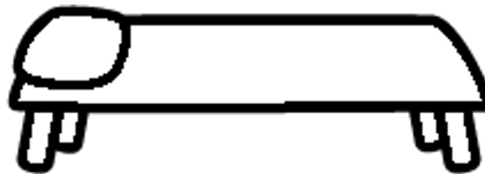
pot

1



tot

4



cot

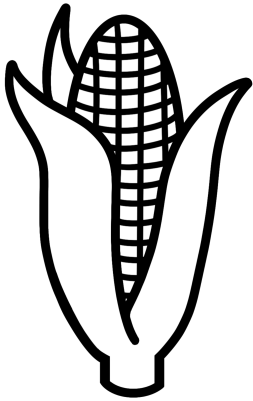
5



dot


ob
family
teachingmama.org

3




cob

2



job

1



Bob

4



rob

5



sob

op

family


teachingmama.org

3



cop

2




hop

1




mop

4



pop

5




top

og

family


teachingmama.org

3




dog

2




hog

1




jog

4



log

5



frog

OX

family

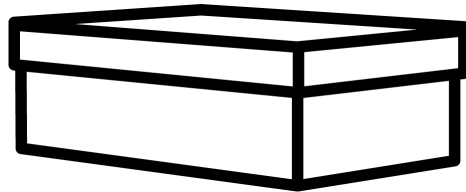
teachingmama.org

3



fox

2




box

4



pox

1




ox

ock

family


teachingmama.org

3



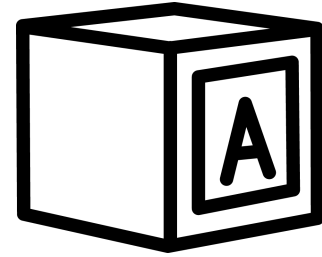
sock

2




clock

1




block

4



lock

5



rock