

# Christmas Math Printables for Preschoolers



This printable packet is for personal or classroom use. By using it, you agree to not copy, reproduce, or change any content from the download, except for your own personal, non-commercial use.

You may not redistribute the contents of my downloads in whole or in part, for any reason.

If you found this pdf on a site other than [teachingmama.org](http://teachingmama.org), it is being used in violation of my copyright. Please email me at [angela@teachingmama.org](mailto:angela@teachingmama.org) if you see this.

Please do NOT link directly to the pdf file online (people must be able to visit my website to get the pdf).

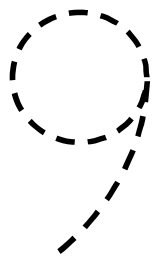
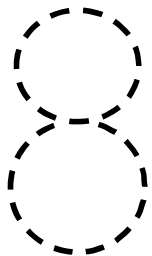
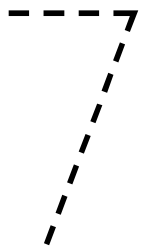


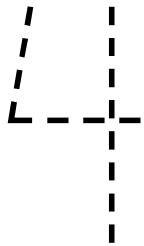
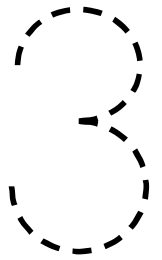

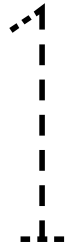
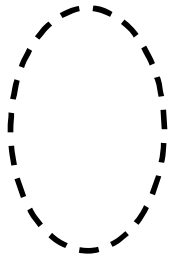
Do NOT upload this file to a shared website (dropbox, mediafire, 4shared.com)

I hope you can use this printable in your own home or classroom setting. If you liked this printable, I would love it if you shared the link to my blog to others who might be interested.


Thank you for agreeing to my Terms and Conditions and Happy Learning! -Angela @ [Teaching Mama](#)


Clip art by [Prettygrafik](#), [Grafos](#), and [Jane & Jo Art](#)


# Trace the Numbers




# Count and Clip Cards


		
1	4	3


		
2	1	0


		
6	5	4


		
3	2	4

# Count and Clip Cards

		
2	1	3

		
5	6	7

		
9	6	8

		
4	5	6

# Find the Numbers!

Use a magnifying glass to search for the numbers in the Christmas picture. After you find the numbers, place an X in the box.

0

1

2

3

4

5

6

7

8

9






































# Find the Difference







# Finish the Pattern


Trace the circle **RED**.



Trace the triangle **GREEN**.



Trace the oval **PURPLE**.



Trace the rectangle **BROWN**.



# Count and Graph



5					
4					
3					
2					
1					

