


O is for Ocean Animals

FREE Printable Packet for Preschoolers



©2014 teachingmama.org

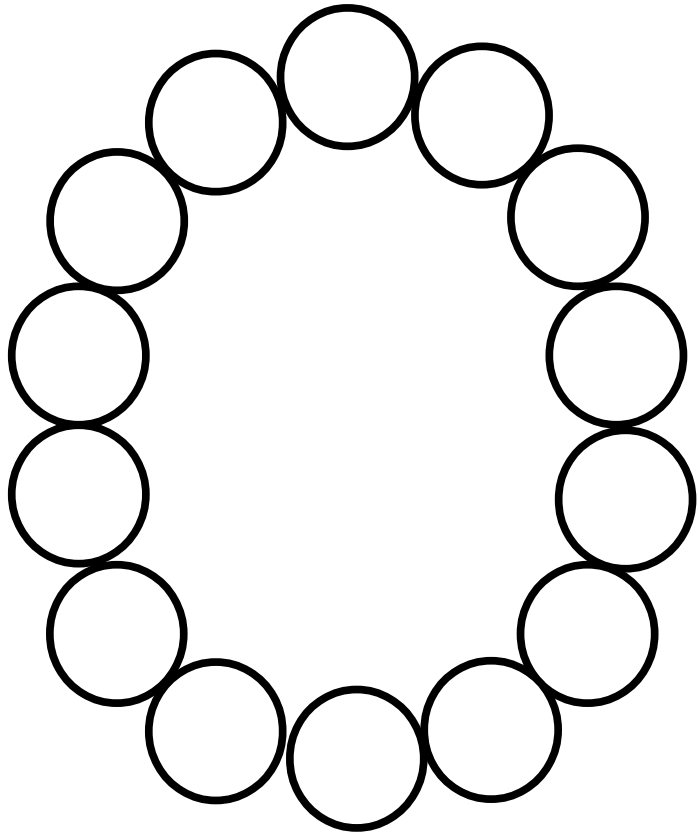
Clip art by Prettygrafik

Thank you so much for choosing to download this packet! Before printing, please take a look at my Terms and Conditions.



1. This printable, *O is for Ocean Animals*, is for personal or classroom use. By using it, you agree to not copy, reproduce, or change any content from the download, except for your own personal, non-commercial use.
2. You may not redistribute the contents of my downloads in whole or in part, for any reason.
3. If you found this pdf on a site other than teachingmama.org, it is being used in violation of my copyright. Please email me at angela@teachingmama.org if you see this.
4. Please do NOT link directly to the pdf file online (people must be able to visit my website to get the pdf).
5. Do NOT upload this file to a shared website (dropbox, mediafire, 4shared.com)



I hope you can use this printable in your own home or classroom setting. If you liked this printable, I would love it if you shared the link to my blog to others who might be interested. I also love seeing pictures of your children using my teaching ideas. Please feel free to post pictures of your children using it on my [facebook page](#) or email me at angela@teachingmama.org.

Thank you for agreeing to my Terms and Conditions and Happy Learning!




**is for
ocean
animals**






These objects have the letter o in its name. Underline the letter o in each word.



octopus



orange







ostrich







owl


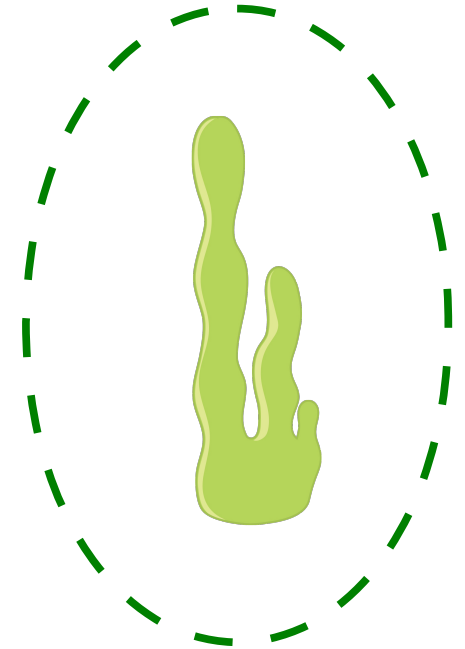


Circle or stamp the picture that completes the pattern.



Circle or stamp the picture that is different from the others in each row.




Trace the ovals




Clip art by Prettygrafik

© 2014 teachingmama.org


Help the baby seahorse find his home in the coral by following the letter o.




o	b	f	c	g	a	p
o	o	t	a	i	r	a
a	o	o	o	o	a	s
t	a	y	z	o	o	x
s	a	o	r	a	o	e
z	c	q	w	i	o	o




Match the ocean animal to the correct color word.




purple




yellow



pink



green



blue