


Z IS FOR ZOO

ANIMALS

FREE Printable Packet for Preschoolers

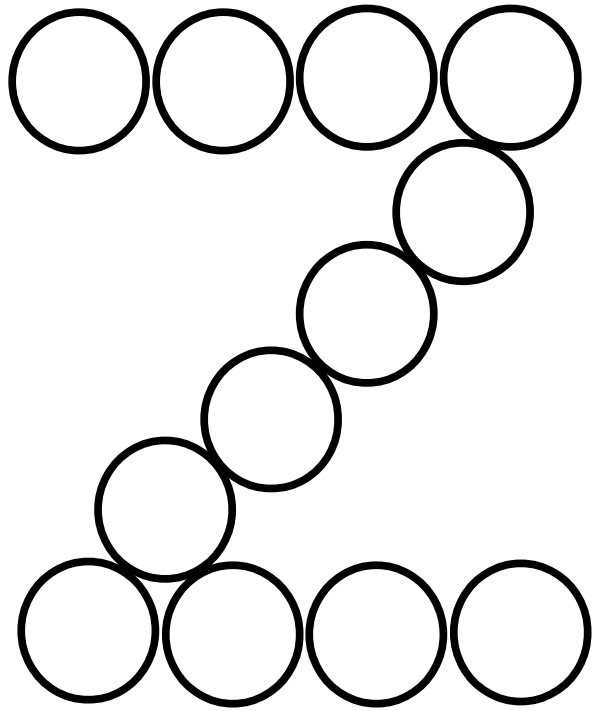


Thank you so much for choosing to download this packet! Before printing, please take a look at my Terms and Conditions.

1. This printable, *Z is for Zoo Animals*, is for personal or classroom use. By using it, you agree to not copy, reproduce, or change any content from the download, except for your own personal, non-commercial use.
2. You may not redistribute the contents of my downloads in whole or in part, for any reason.
3. If you found this pdf on a site other than teachingmama.org, it is being used in violation of my copyright. Please email me at angela@teachingmama.org if you see this.
4. Please do NOT link directly to the pdf file online (people must be able to visit my website to get the pdf).
5. Do NOT upload this file to a shared website (dropbox, mediafire, 4shared.com)


I hope you can use this printable in your own home or classroom setting. If you liked this printable, I would love it if you shared the link to my blog to others who might be interested. I also love seeing pictures of your children using my teaching ideas. Please feel free to post pictures of your children using it on my [facebook page](#) or email me at angela@teachingmama.org.

Thank you for agreeing to my Terms and Conditions and Happy Learning!







**is for
zoo
animals!**










Circle or stamp the picture that completes the patterns of the zoo animals.




Circle or stamp the picture that is different in each row.




Count the zoo animals in each cage. Circle the correct number under the cage.




3 4 5



5 4 6














2 5 6




5 3 4


Circle all the animals that belong in the ZOO!



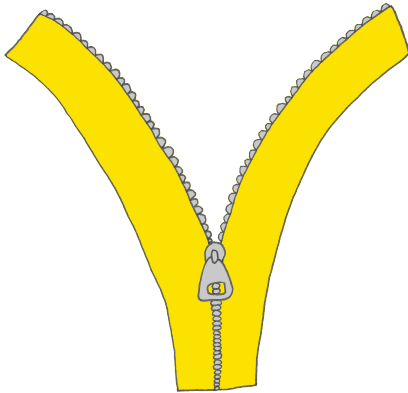
These objects have the letter z in its name. Underline the letter z in each word.




zebra



lizard

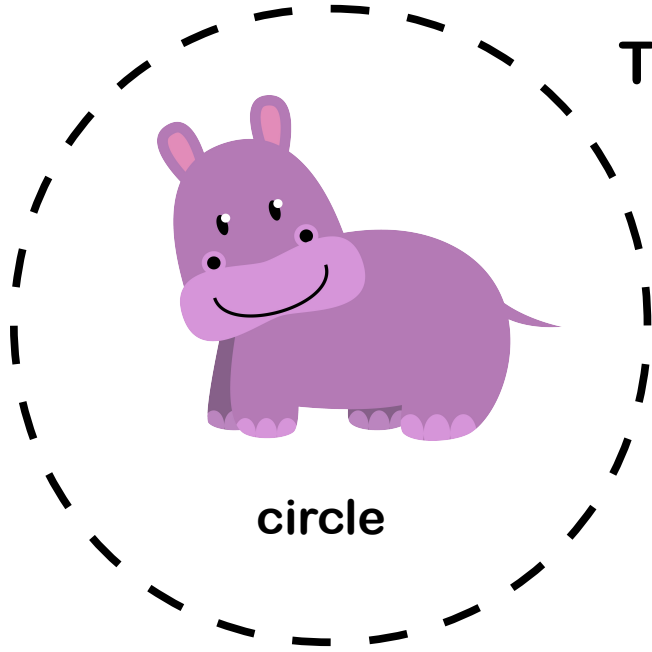


zipper

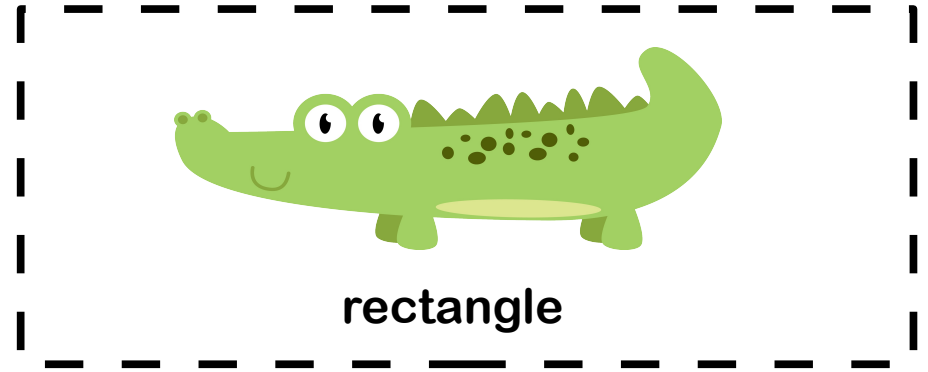


pizza


Trace the shapes around the zoo animals.



circle



rectangle



square



oval

Trace the word ZOO using a finger or writing utensil.

