


Y IS FOR YUM!

FREE Printable Packet for Preschoolers




Thank you so much for choosing to download this packet! Before printing, please take a look at my Terms and Conditions.


1. This printable, *Y is for Yum*, is for personal or classroom use. By using it, you agree to not copy, reproduce, or change any content from the download, except for your own personal, non-commercial use.
2. You may not redistribute the contents of my downloads in whole or in part, for any reason.
3. If you found this pdf on a site other than teachingmama.org, it is being used in violation of my copyright. Please email me at angela@teachingmama.org if you see this.
4. Please do NOT link directly to the pdf file online (people must be able to visit my website to get the pdf).
5. Do NOT upload this file to a shared website (dropbox, mediafire, 4shared.com)


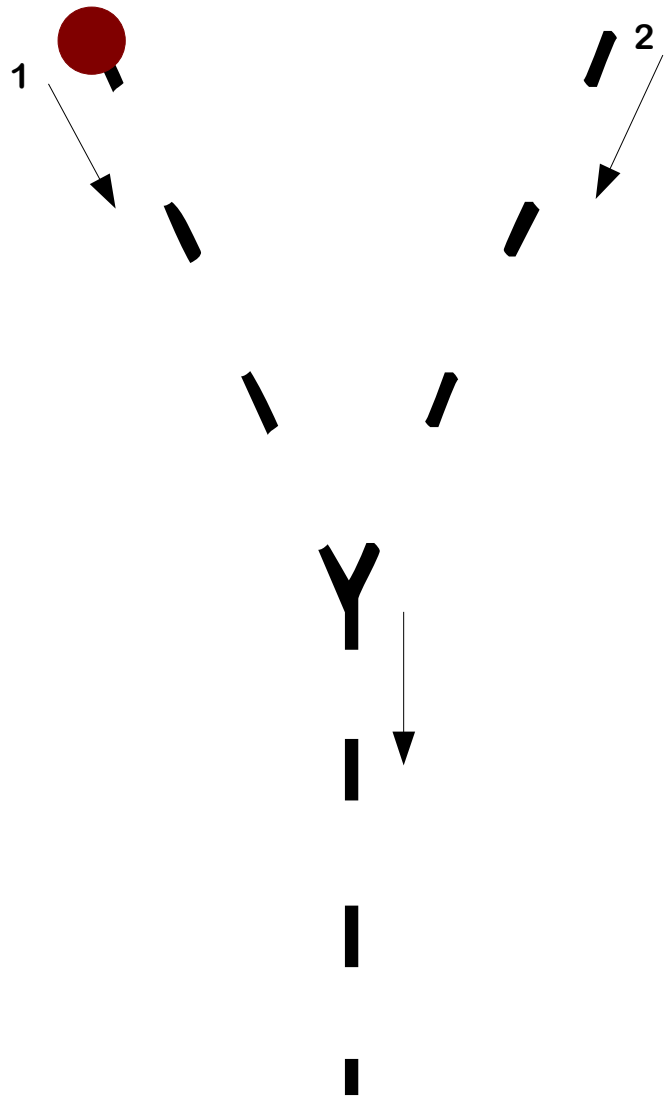
I hope you can use this printable in your own home or classroom setting. If you liked this printable, I would love it if you shared the link to my blog to others who might be interested. I also love seeing pictures of your children using my teaching ideas. Please feel free to post pictures of your children using it on my [facebook page](#) or email me at angela@teachingmama.org.

Thank you for agreeing to my Terms and Conditions and Happy Learning!







is for
yum!






Circle or stamp the picture that completes the patterns of these yummy treats.




These objects have the letter y in its name. Underline the letter y in each word.




yo yo



yarn





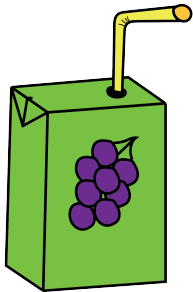



ladybug



yellow paint

Circle all the items you think are YUMMY!



© 2014 teachingmama.org







Clip art by My Happy Place and Goodness and Fun

Make a trail from the boy to the yummy treat by following the letter y.



y	y	t	c	g	a	p
y	s	p	a	i	r	a
y	y	y	y	y	p	s
u	i	s	e	y	o	y
e	m	s	y	y	r	e
z	i	e	y	y	y	y





Directions: Cut out the yo-yos. Order them from smallest to biggest.

Cut the lines from the uppercase letter Y to the lowercase letter y.

Y



y

Y



y

Y




y

Y



y

Trace the word YUM using a finger or writing utensil.



Draw something you think is YUMMY!

