





S IS FOR SPACE

FREE Printable Packet for Preschoolers

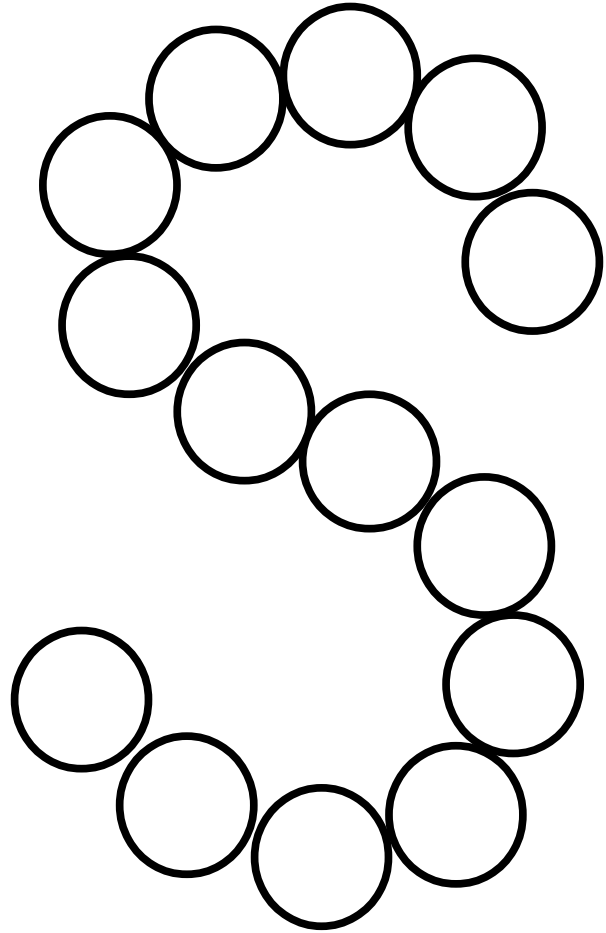


Thank you so much for choosing to download this packet! Before printing, please take a look at my Terms and Conditions.


1. This printable, *S is for Space*, is for personal or classroom use. By using it, you agree to not copy, reproduce, or change any content from the download, except for your own personal, non-commercial use.
2. You may not redistribute the contents of my downloads in whole or in part, for any reason.
3. If you found this pdf on a site other than teachingmama.org, it is being used in violation of my copyright. Please email me at angela@teachingmama.org if you see this.
4. Please do NOT link directly to the pdf file online (people must be able to visit my website to get the pdf).
5. Do NOT upload this file to a shared website (dropbox, mediafire, 4shared.com)



I hope you can use this printable in your own home or classroom setting. If you liked this printable, I would love it if you shared the link to my blog to others who might be interested. I also love seeing pictures of your children using my teaching ideas. Please feel free to post pictures of your children using it on my [facebook page](#) or email me at angela@teachingmama.org.

Thank you for agreeing to my Terms and Conditions and Happy Learning!

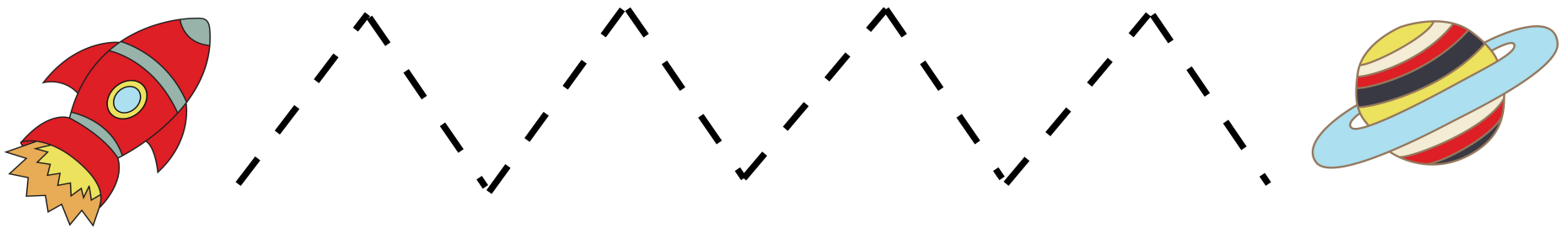
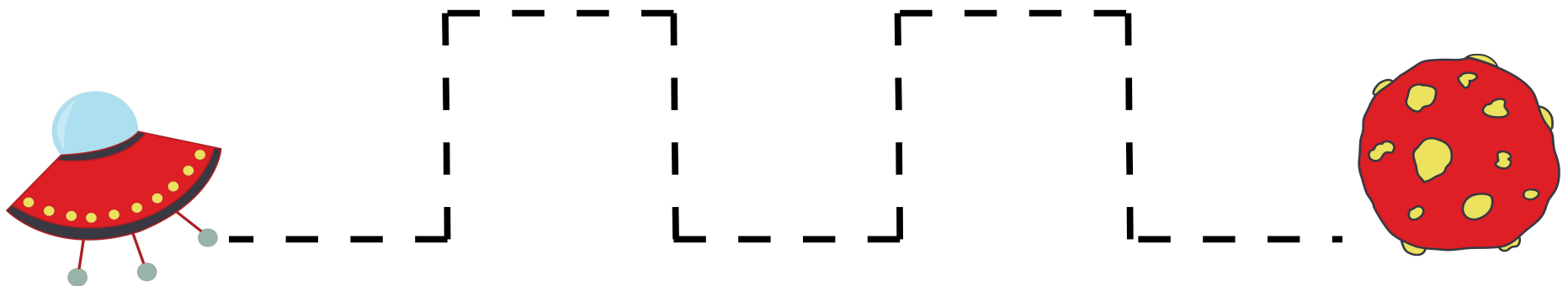
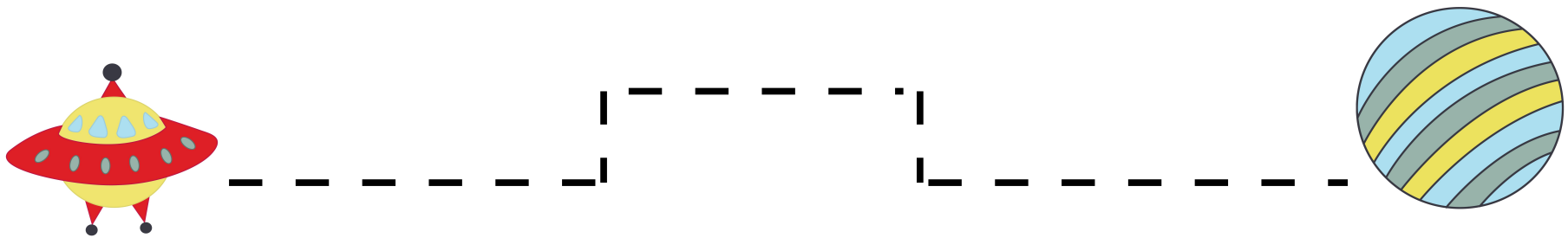


is for
space







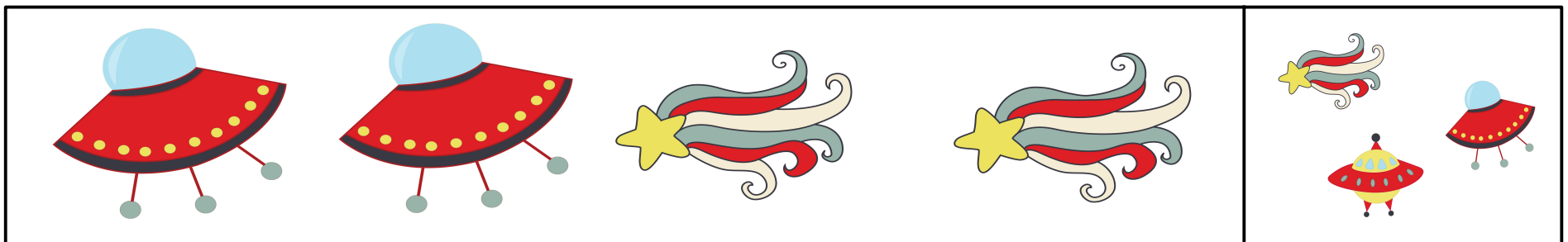
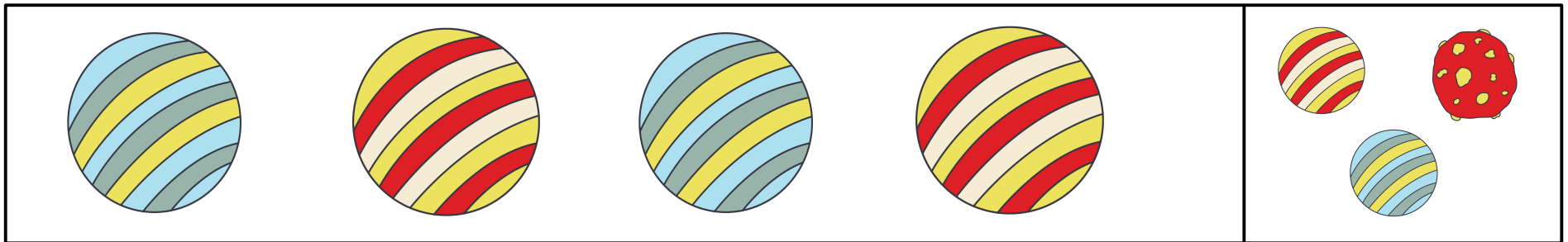

Trace the lines from the spaceship to the planet.




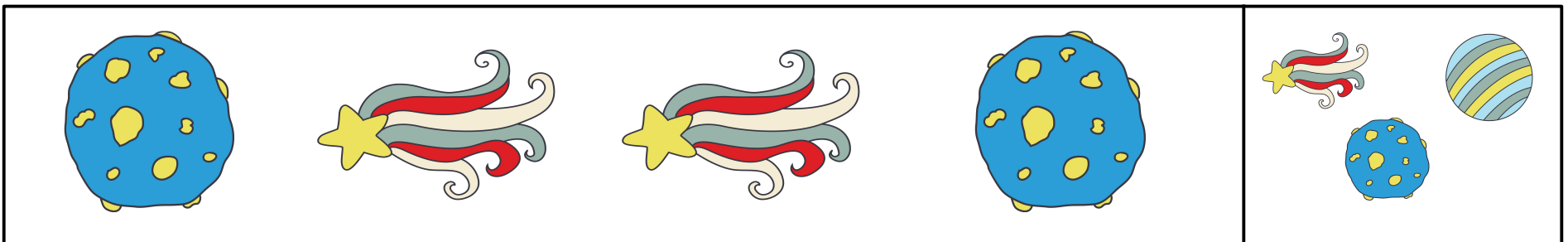
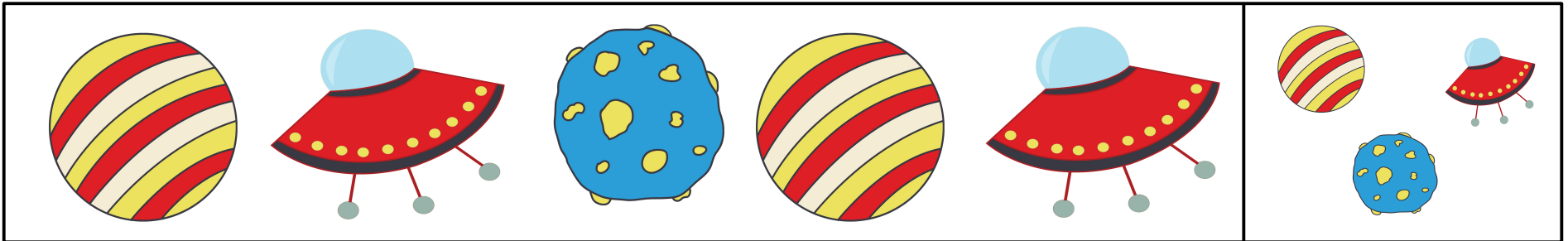

Trace the diagonal lines. Then use scissors to cut on the lines.



Circle or stamp the picture that completes the pattern.



Circle or stamp the picture that completes the pattern.








Make a trail from the spaceship to the planet by following the letter s.



s	p	t	c	g	a	p
s	s	p	a	i	r	a
a	s	r	s	s	s	s
s	s	s	s	o	s	y
s	s	s	p	a	s	e
z	i	e	o	p	s	s





Directions: Cut out the stars. Order them from smallest to biggest.